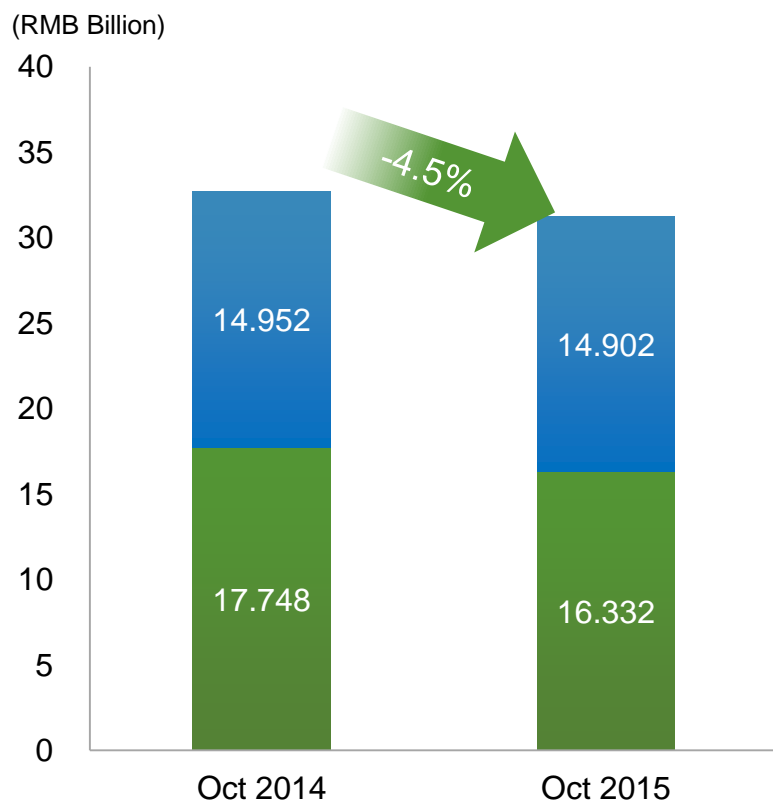


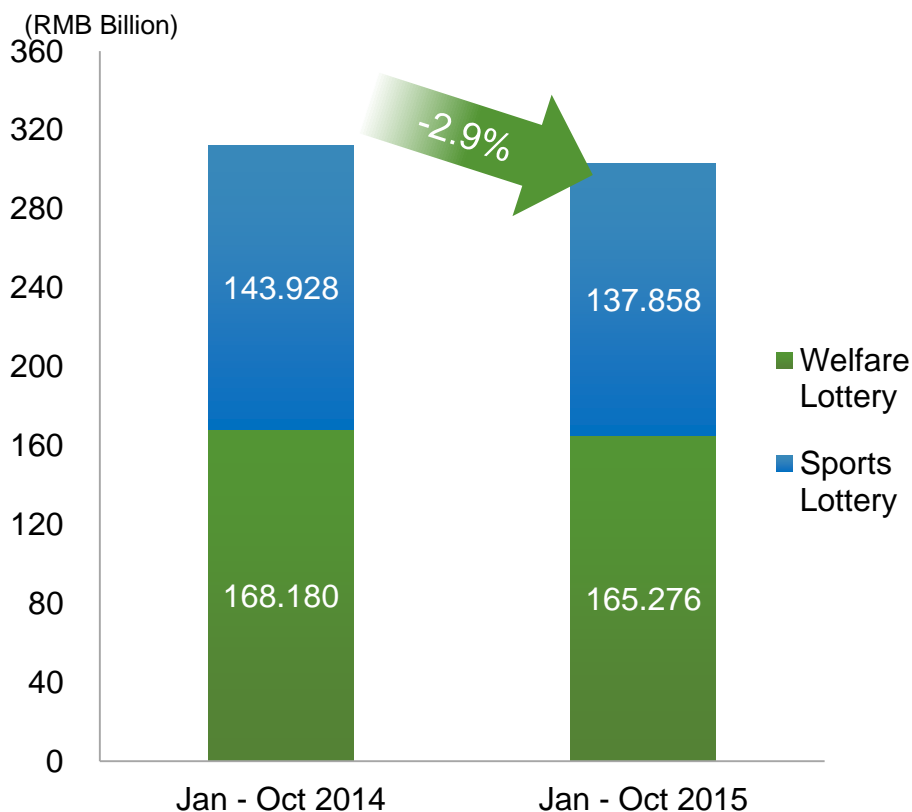
# China Lottery Sales Performance

- Announced by the Ministry of Finance, total lottery sales in Oct 2015 decreased by 4.5% YoY to RMB 31.234 billion from RMB 32.701 billion for the same period last year.
- Total lottery sales from Jan - Oct 2015 decreased by 2.9% YoY to RMB 303.133 billion, compared to RMB 312.108 billion for Jan - Oct 2014.

## Oct 2015 Lottery Sales



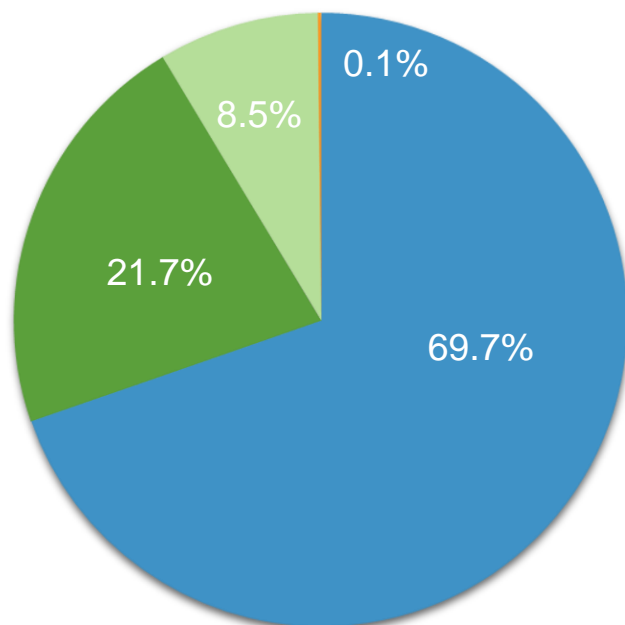
## Jan - Oct 2015 Lottery Sales



# Welfare Lottery Sales Performance

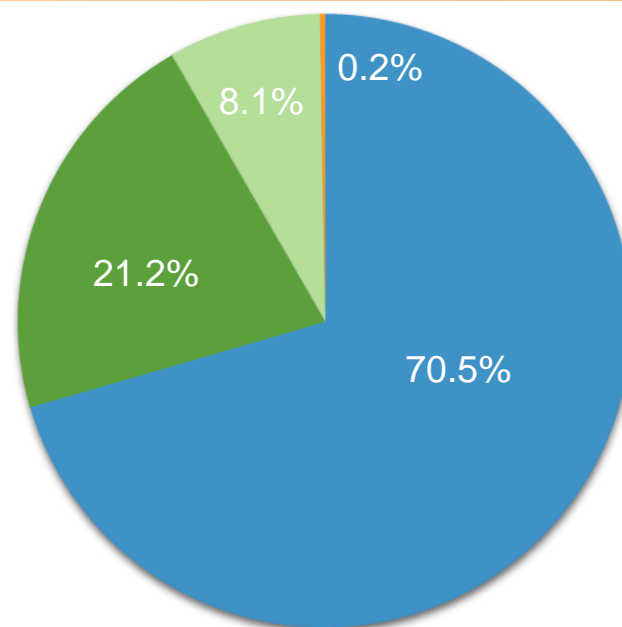
- Welfare Lottery sales decreased by 8.0% YoY to RMB 16.332 billion in Oct 2015, and accounted for 52.3% of total lottery sales. Lotto games, VLT, Instant Scratch Cards and Keno accounted for 69.7%, 21.7%, 8.5% and 0.1% of total welfare lottery sales, respectively.
- In Jan - Oct 2015, Welfare Lottery sales decreased by 1.7% YoY to RMB 165.276 billion, and accounted for 54.5% of total lottery sales. Lotto games, VLT, Instant Scratch Cards and Keno accounted for 70.5%, 21.2%, 8.1% and 0.2% of total welfare lottery sales, respectively.

**Oct 2015 Welfare Lottery  
Market Share by Type**



■ Welfare Lotto
 ■ Welfare VLT  
■ Welfare Scratch Cards
 ■ Keno

**Jan – Oct 2015 Welfare Lottery  
Market Share by Type**

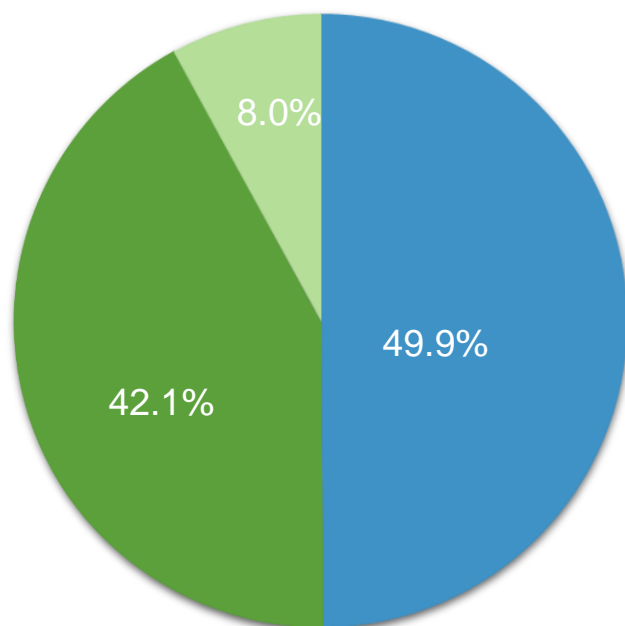


■ Welfare Lotto
 ■ Welfare VLT  
■ Welfare Scratch Cards
 ■ Keno

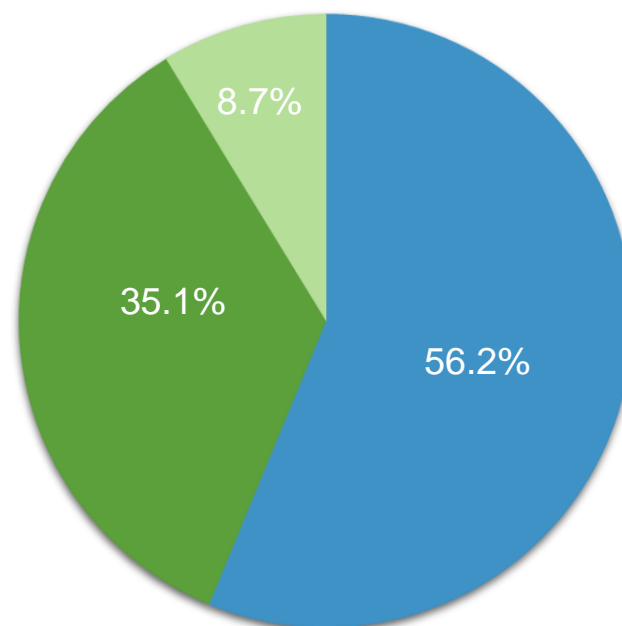
# Sports Lottery Sales Performance

- Sports Lottery sales decreased by 0.3% YoY to RMB 14.902 billion in Oct 2015, and accounted for 47.7% of total lottery sales. Lotto games, Single Match Games, Instant Scratch Cards and Sports VLT accounted for 49.9%, 42.1%, 8.0% and 0.0% of total Sports Lottery sales, respectively.
- In Jan - Oct 2015, Sports Lottery sales decreased by 4.2% YoY to RMB 137.858 billion, and accounted for 45.5% of total lottery sales. Lotto games, Single Match Games, Instant Scratch Cards and Sports VLT accounted for 56.2%, 35.1%, 8.7% and 0.0% of total Sports Lottery sales, respectively.

**Oct 2015 Sports Lottery  
Market Share by Type\***



**Jan – Oct 2015 Sports Lottery  
Market Share by Type\***



■ Sports Lotto ■ Sports SMG ■ Sports Scratch Cards

■ Sports Lotto ■ Sports SMG ■ Sports Scratch Cards

\*Note: Sports VLT sales accounted for 0.0% of total Sports Lottery sales in October 2015 and January – October 2015.

# Lottery Sales in October 2015 and Jan – Oct 2015

	October 2015 (RMB/Billion)	October 2014 (RMB/Billion)	Change (%)	Jan – Oct 2015 (RMB/Billion)	Jan – Oct 2014 (RMB/Billion)	Change (%)
<b>Welfare Lottery</b>	<b>16.332</b>	<b>17.748</b>	<b>-8.0%</b>	<b>165.276</b>	<b>168.180</b>	<b>-1.7%</b>
- Lotto	11.382	13.032	-12.7%	116.533	121.291	-3.9%
- Video Lottery Terminal	3.541	3.296	+7.4%	35.044	30.860	+13.6%
- Instant Scratch Card	1.386	1.348	+2.8%	13.312	15.285	-12.9%
- Keno	0.023	0.072	-67.6%	0.386	0.745	-48.1%
<b>Sports Lottery</b>	<b>14.902</b>	<b>14.952</b>	<b>-0.3%</b>	<b>137.858</b>	<b>143.928</b>	<b>-4.2%</b>
- Lotto	7.434	8.772	-15.3%	77.526	80.103	-3.2%
- Single Match Game	6.282	4.951	+26.9%	48.388	50.632	-4.4%
- Instant Scratch Card	1.186	1.229	-3.5%	11.939	13.192	-9.5%
- Video Lottery Terminal	0.0004	-	-	0.0048	-	-
<b>Total</b>	<b>31.234</b>	<b>32.701</b>	<b>-4.5%</b>	<b>303.133</b>	<b>312.108</b>	<b>-2.9%</b>