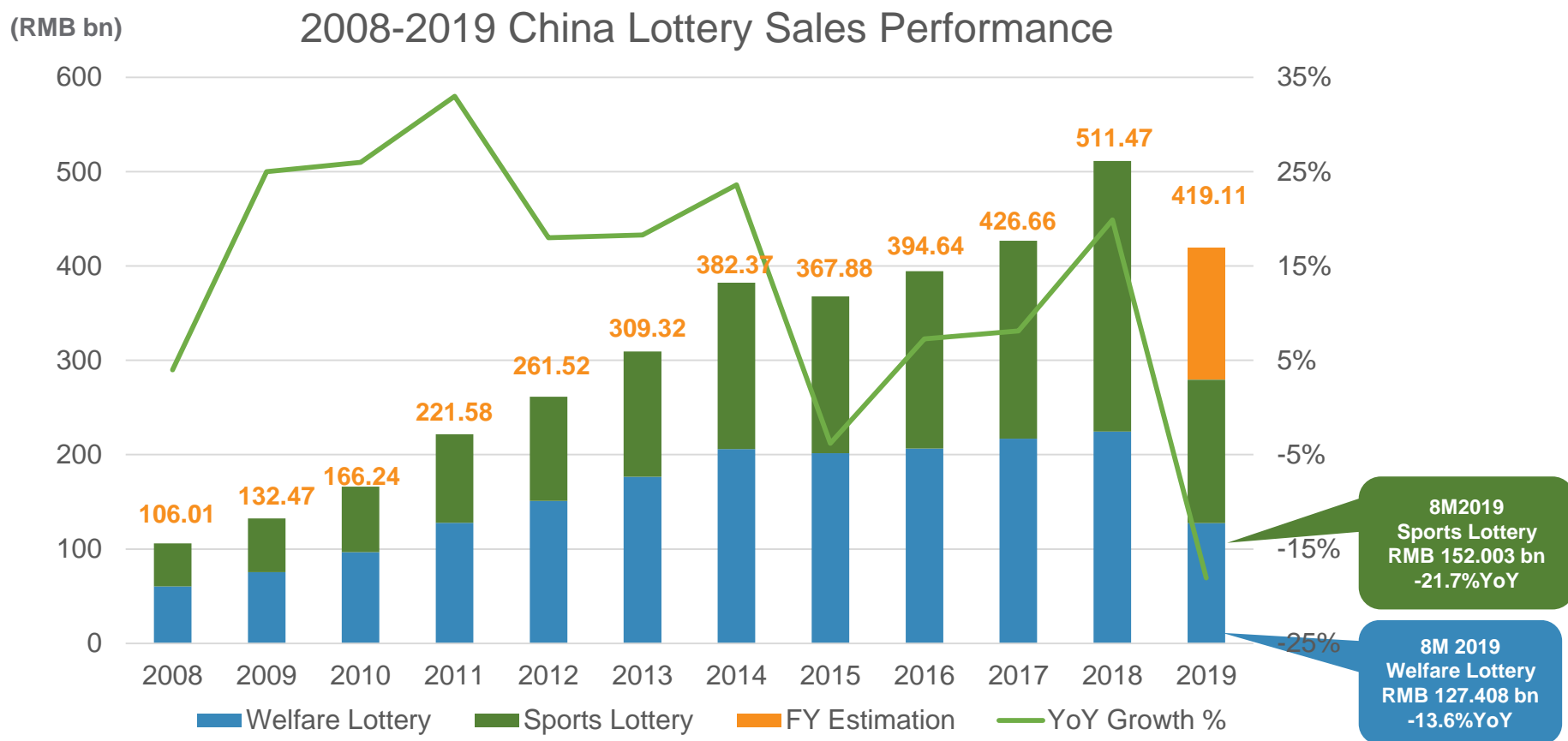


China Lottery Sales Performance

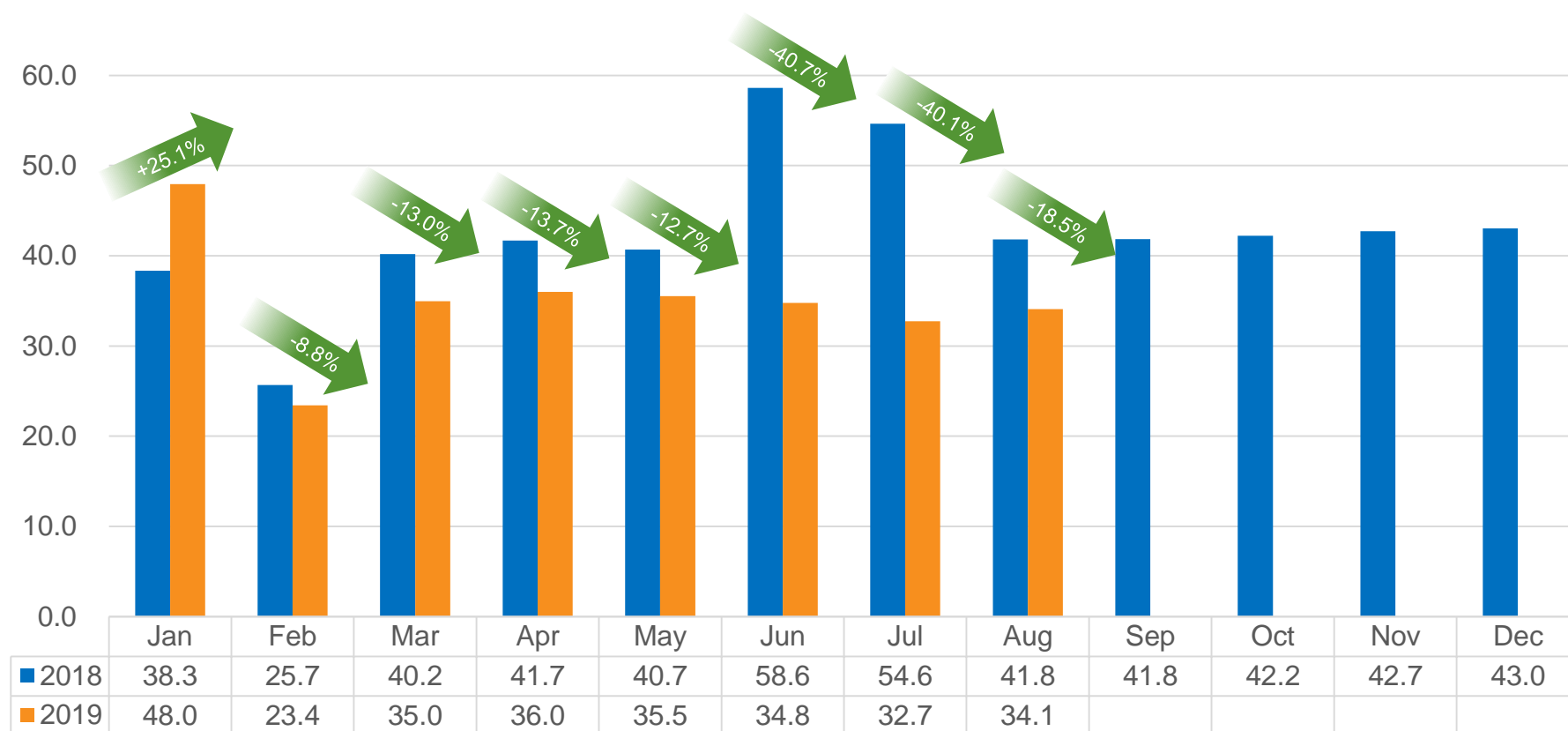
Total sales of China lottery in Jan - Aug 2019 decreased by 18.2% YoY to RMB 279.411 billion.



China Lottery Sales Performance

2019 vs 2018 Monthly Lottery Sales

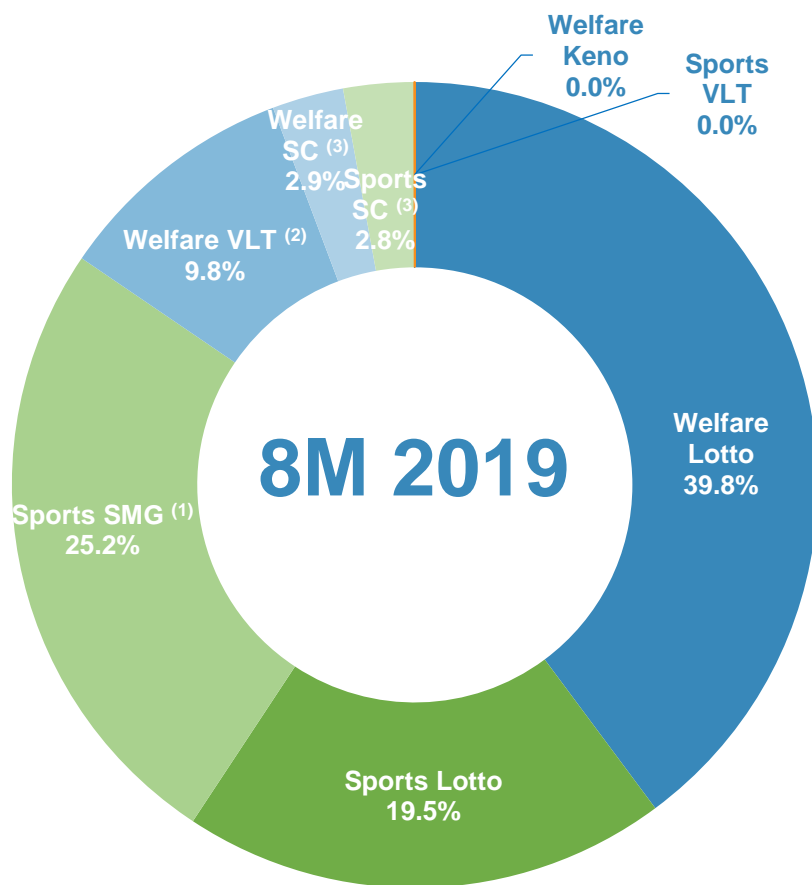
(RMB bn)



Source: Ministry of Finance

China Lottery Sales in Jan - Aug 2019

Welfare Lottery sales decreased by 13.6% YoY to RMB 127.408 billion in Jan - Aug 2019, Sports Lottery sales decreased by 21.7% YoY to RMB 152.003 billion in Jan - Aug 2019.



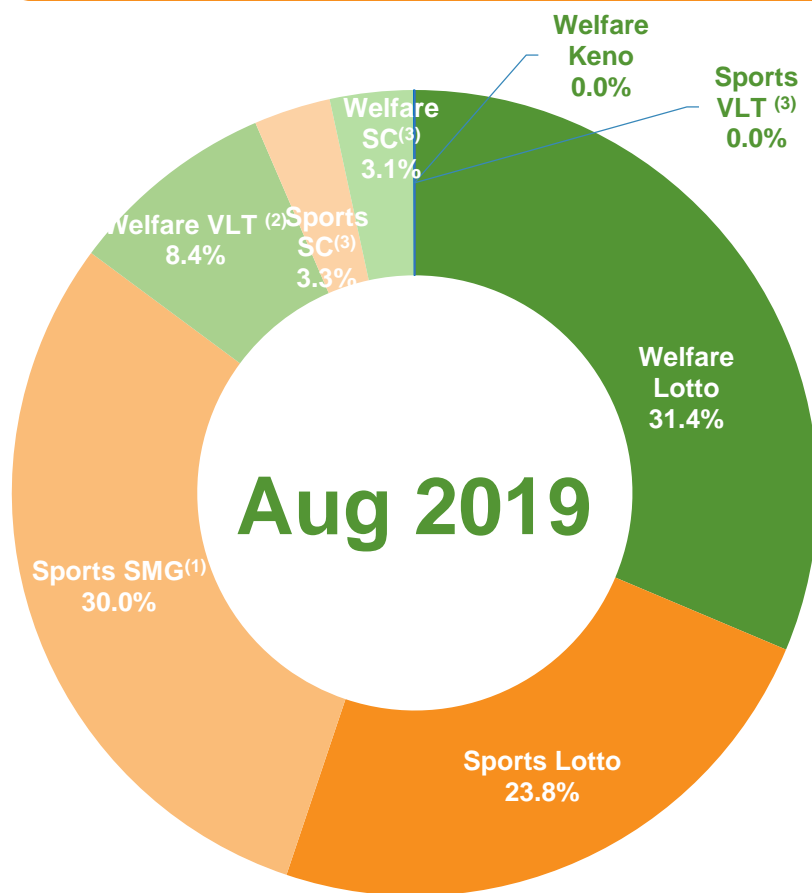
	8M 2019 Sales (RMB bn)	YoY (%)	Percentage of Total Sales (%)
Welfare Lottery	127.408	-13.6%	45.6%
▪ Lotto	86.863	-20.3%	31.1%
▪ Welfare VLT	31.250	0.3%	11.2%
▪ Scratch cards	9.187	26.4%	3.3%
▪ Keno	0.108	22.2%	0.0%
Sports Lottery	152.003	-21.7%	54.4%
▪ Lotto	62.277	-15.6%	22.3%
▪ SMG	80.702	-28.6%	28.9%
▪ Scratch cards	9.023	21.9%	3.2%
▪ Sports VLT	0.001	-74.6%	0.0%
Total Lottery	279.411	-18.2%	100.0%

Source: Ministry of Finance

Note: (1) SMG: Single Match Games; (2) VLT: Video Lottery Terminals; (3) SC: Scratch Cards.

China Lottery Sales in Aug 2019

Welfare Lottery sales decreased by 17.9% YoY to RMB 14.606 billion in Aug 2019,
Sports Lottery sales decreased by 19.0% YoY to RMB 19.476 billion in Aug 2019.



	Aug 2019 Sales (RMB bn)	YoY (%)	Percentage of Total Sales (%)
Welfare Lottery	14.606	-17.9%	42.9%
▪ Lotto	10.687	-18.9%	31.4%
▪ Welfare VLT	2.853	-26.0%	8.4%
▪ Scratch cards	1.050	44.3%	3.1%
▪ Keno	0.015	-2.8%	0.0%
Sports Lottery	19.476	-19.0%	57.1%
▪ Lotto	8.113	-10.3%	23.8%
▪ SMG	10.222	-27.8%	30.0%
▪ Scratch cards	1.141	36.5%	3.3%
▪ Sports VLT	0.000	-19.0%	0.0%
Total Lottery	34.081	-18.5%	100.0%

Source: Ministry of Finance

Note: ⁽¹⁾ SMG: Single Match Games; ⁽²⁾ VLT: Video Lottery Terminals; ⁽³⁾ SC: Scratch Cards.