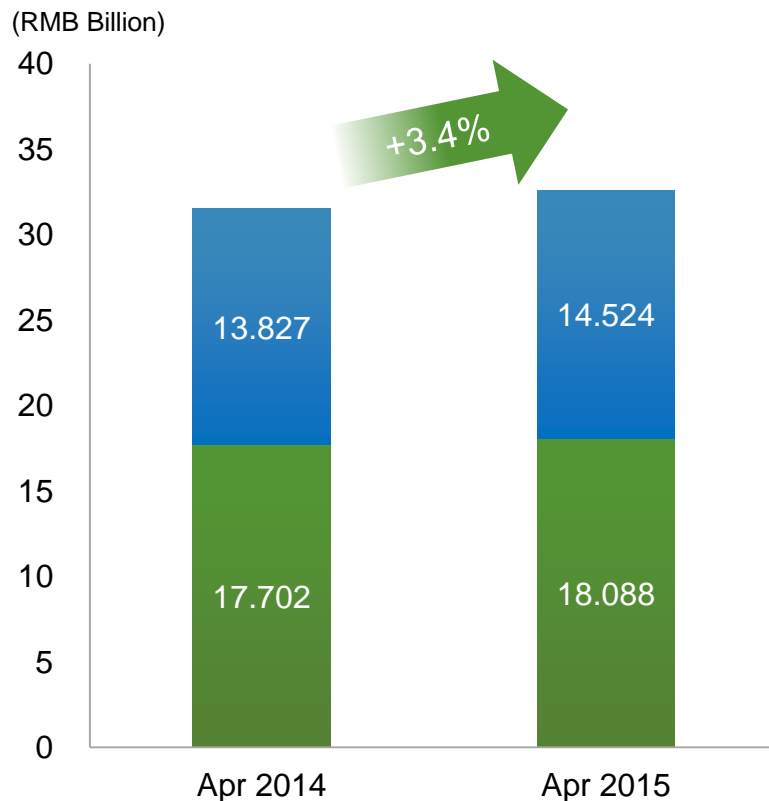


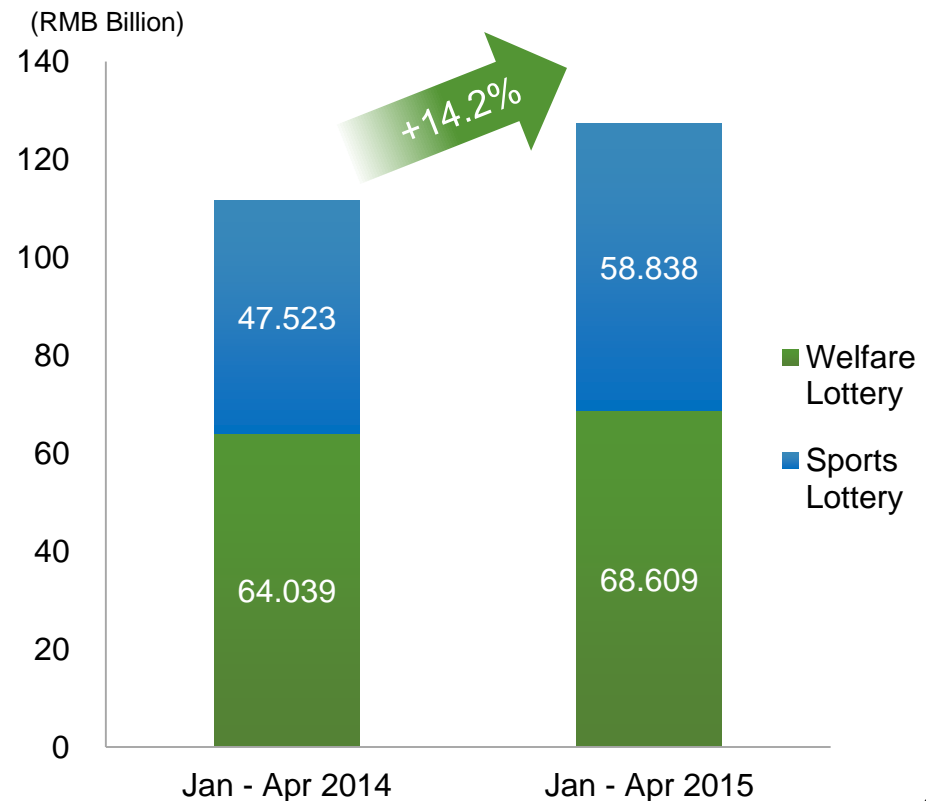
China Lottery Sales Performance

- Announced by the Ministry of Finance, total lottery sales in April 2015 increased by 3.4% YoY to RMB 32.612 billion from RMB 31.529 billion for the same period last year.
- Total lottery sales from Jan - Apr 2015 increased by 14.2% YoY to RMB 127.447 billion, compared to RMB 111.563 billion for Jan - Apr 2014.

April 2015 Lottery Sales



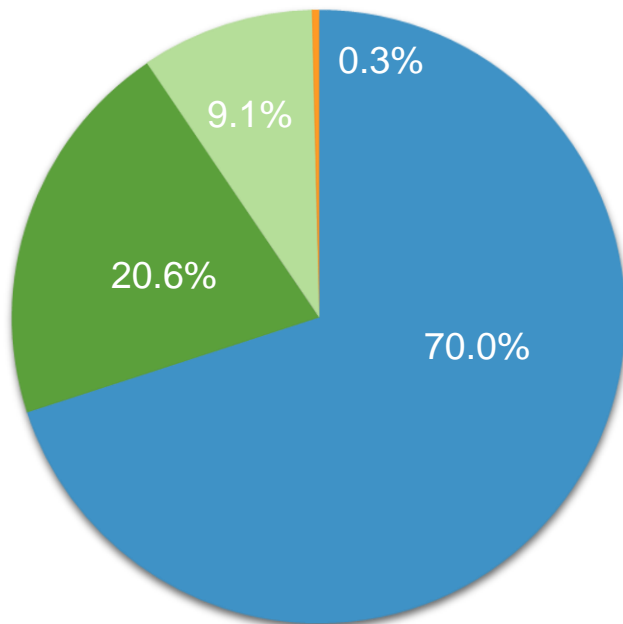
Jan - Apr 2015 Lottery Sales



Welfare Lottery Sales Performance

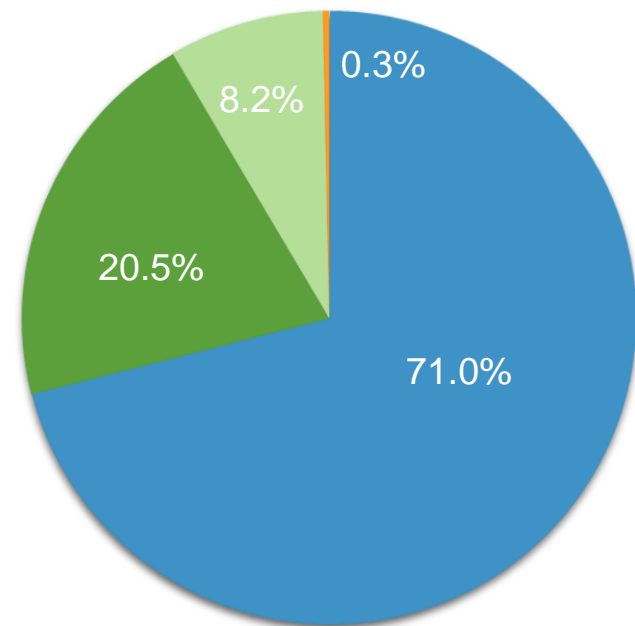
- Welfare Lottery sales increased by 2.2% YoY to RMB 18.088 billion in April 2015, and accounted for 55.5% of total lottery sales. Lotto games, VLT, Instant Scratch Cards and Keno accounted for 70.0%, 20.6%, 9.1% and 0.3% of total welfare lottery sales, respectively.
- In Jan - Apr 2015, Welfare Lottery sales increased by 7.1% YoY to RMB 68.609 billion, and accounted for 53.8% of total lottery sales. Lotto games, VLT, Instant Scratch Cards and Keno accounted for 71.0%, 20.5%, 8.2% and 0.3% of total welfare lottery sales, respectively.

April 2015 Welfare Lottery Market Share by Type



■ Welfare Lotto ■ Welfare VLT
■ Welfare Scratch Cards ■ Keno

Jan – Apr 2015 Welfare Lottery Market Share by Type

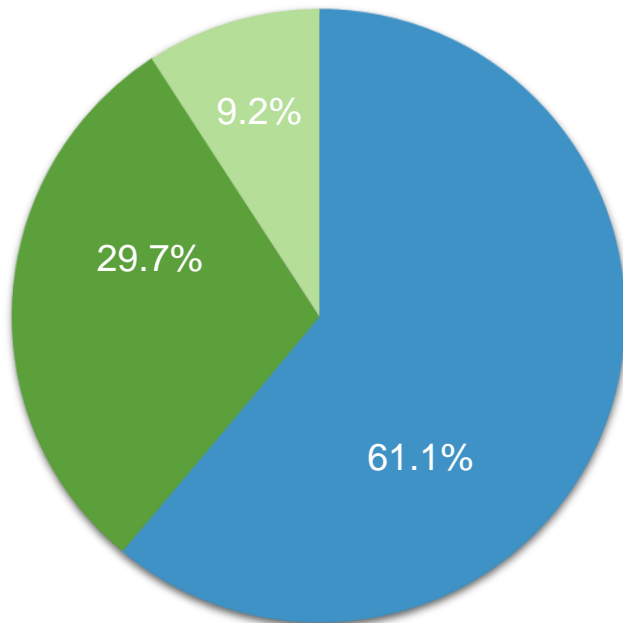


■ Welfare Lotto ■ Welfare VLT
■ Welfare Scratch Cards ■ Keno

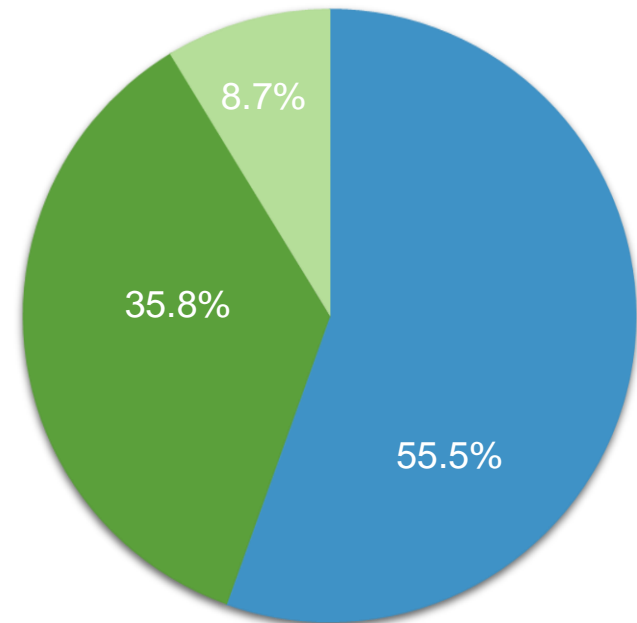
Sports Lottery Sales Performance

- Sports Lottery sales increased by 5.0% YoY to RMB 14.524 billion in April 2015, and accounted for 44.5% of total lottery sales. Lotto games, Single Match Games, Instant Scratch Cards and Sports VLT accounted for 61.1%, 29.7%, 9.2% and 0.0% of total Sports Lottery sales, respectively.
- In Jan - Apr 2015, Sports Lottery sales increased by 23.8% YoY to RMB 58.838 billion, and accounted for 46.2% of total lottery sales. Lotto games, Single Match Games, Instant Scratch Cards and Sports VLT accounted for 55.5%, 35.8%, 8.7% and 0.0% of total Sports Lottery sales, respectively.

**April 2015 Sports Lottery
Market Share by Type***



**Jan – Apr 2015 Sports Lottery
Market Share by Type***



■ Sports Lotto ■ Sports SMG ■ Sports Scratch Cards

■ Sports Lotto ■ Sports SMG ■ Sports Scratch Cards

*Note: Sports VLT sales accounted for 0.0% of total Sports Lottery sales in April 2015 and January – April 2015.

Lottery Sales in April 2015 and Jan – Apr 2015

	April 2015 (RMB/Billion)	April 2014 (RMB/Billion)	Change (%)	Jan – Apr 2015 (RMB/Billion)	Jan – Apr 2014 (RMB/Billion)	Change (%)
Welfare Lottery	18.088	17.702	+2.2%	68.609	64.039	+7.1%
- Lotto	12.658	12.707	-0.4%	48.729	45.705	+6.6%
- Video Lottery Terminal	3.720	3.108	+19.7%	14.063	11.441	+22.9%
- Instant Scratch Card	1.650	1.817	-9.2%	5.616	6.633	-15.3%
- Keno	0.061	0.071	-14.0%	0.201	0.260	-22.9%
Sports Lottery	14.524	13.827	+5.0%	58.838	47.523	+23.8%
- Lotto	8.871	8.455	+4.9%	32.642	29.430	+10.9%
- Single Match Game	4.321	3.770	+14.6%	21.091	12.362	+70.6%
- Instant Scratch Card	1.332	1.602	-16.9%	5.104	5.732	-11.0%
- Video Lottery Terminal	0.0003	-	-	0.001	-	-
Total	32.612	31.529	+3.4%	127.447	111.563	+14.2%