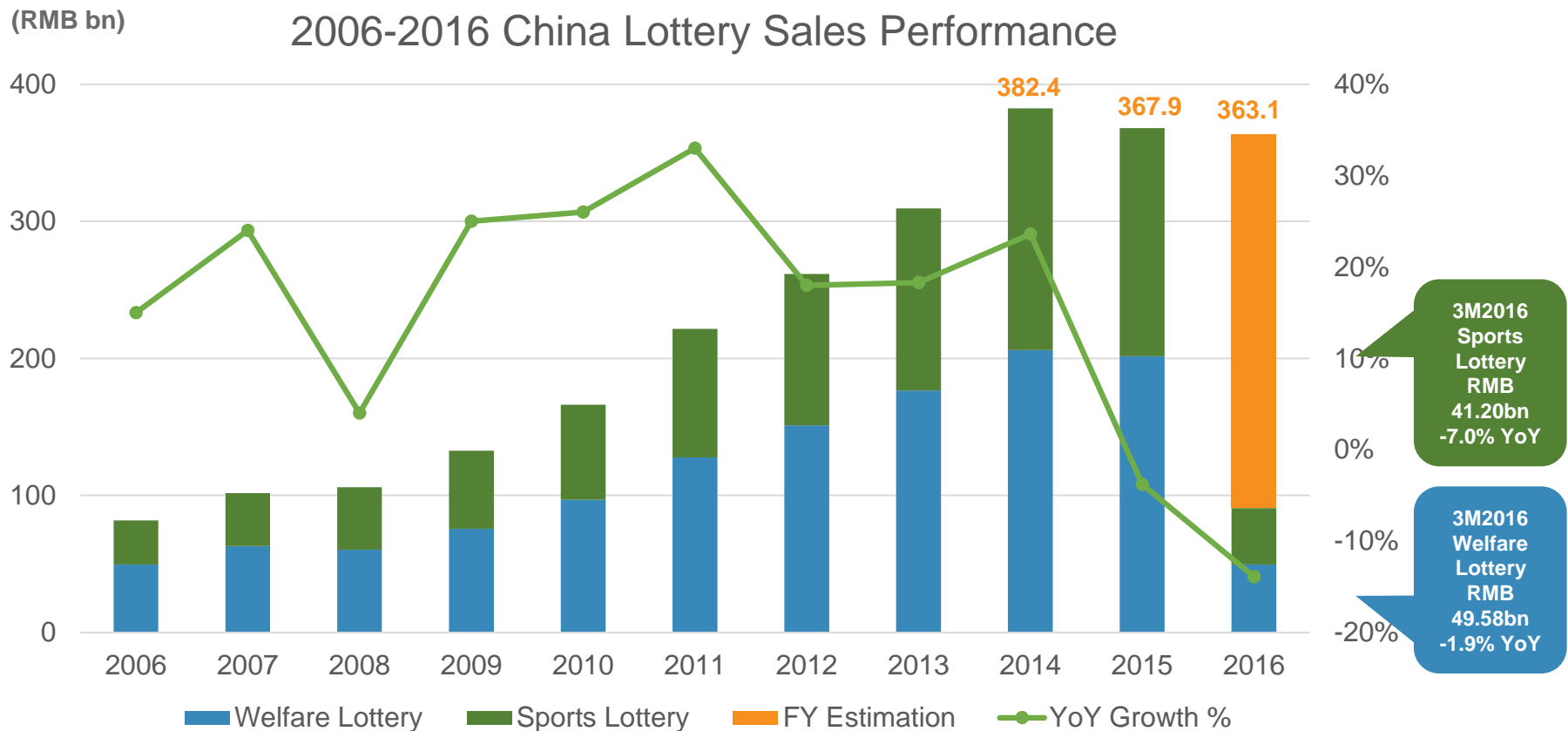


China Lottery Sales Performance

Total sales of China lottery from Jan - Mar 2016 decreased by 4.3% YoY to RMB 90.78 billion.

The total sales of China lottery in 2016 is expected to reach RMB 363.12 billion.

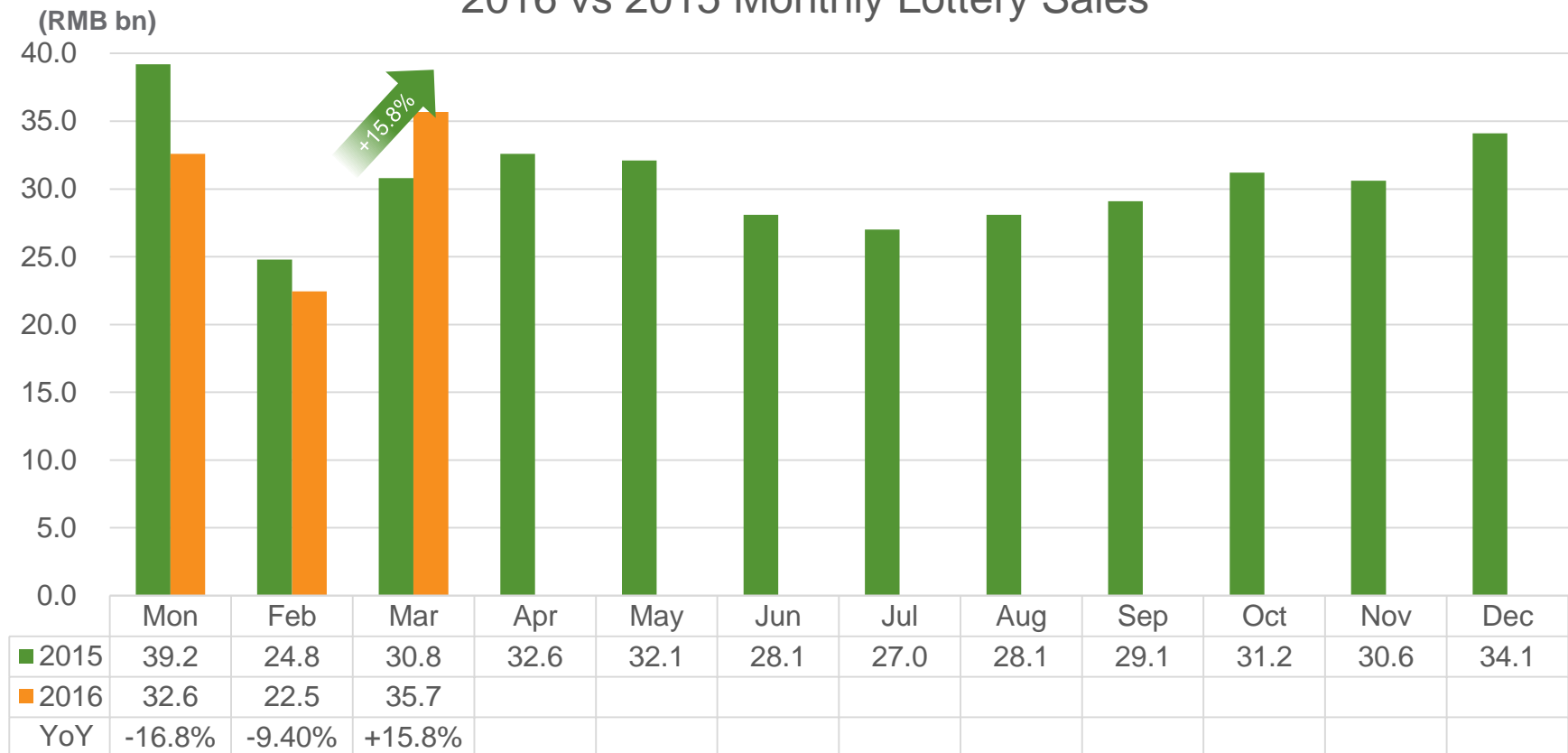


Source: Ministry of Finance (exclude FY Estimation)

China Lottery Sales Performance

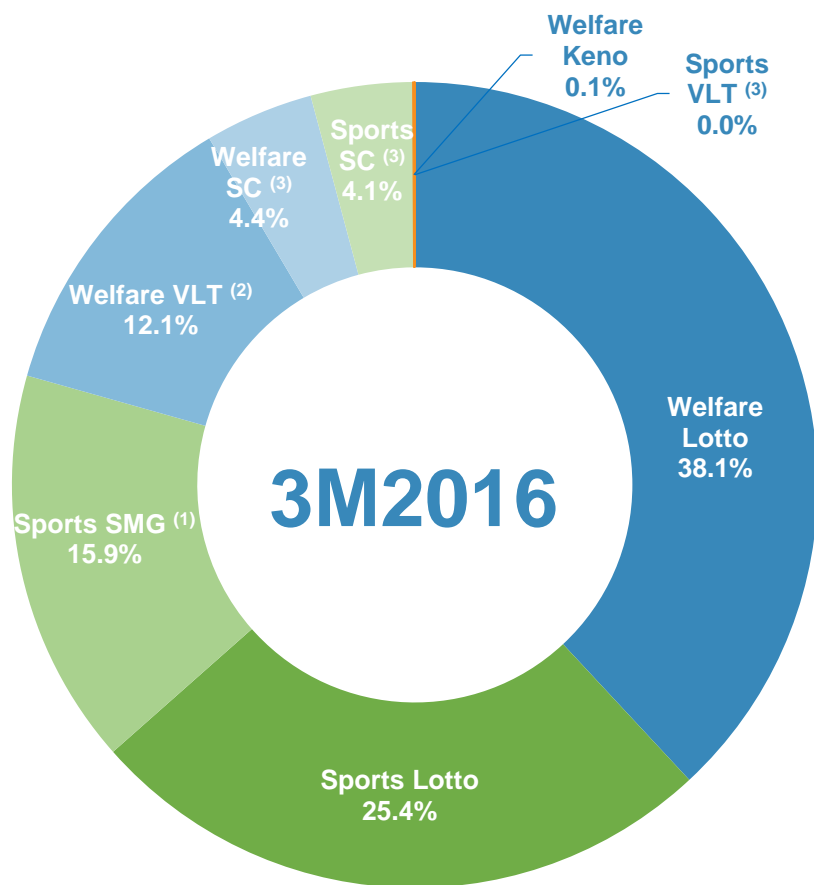
Total lottery sales in Mar 2016 increased by 15.8% YoY to RMB 35.688 billion

2016 vs 2015 Monthly Lottery Sales



China Lottery Sales in Jan - Mar 2016

Welfare Lottery sales decreased by 1.9% YoY to RMB 49.580 billion in Jan - Mar 2016, Sports Lottery sales decreased by 7.0% YoY to RMB 41.204 billion in Jan - Mar 2016.



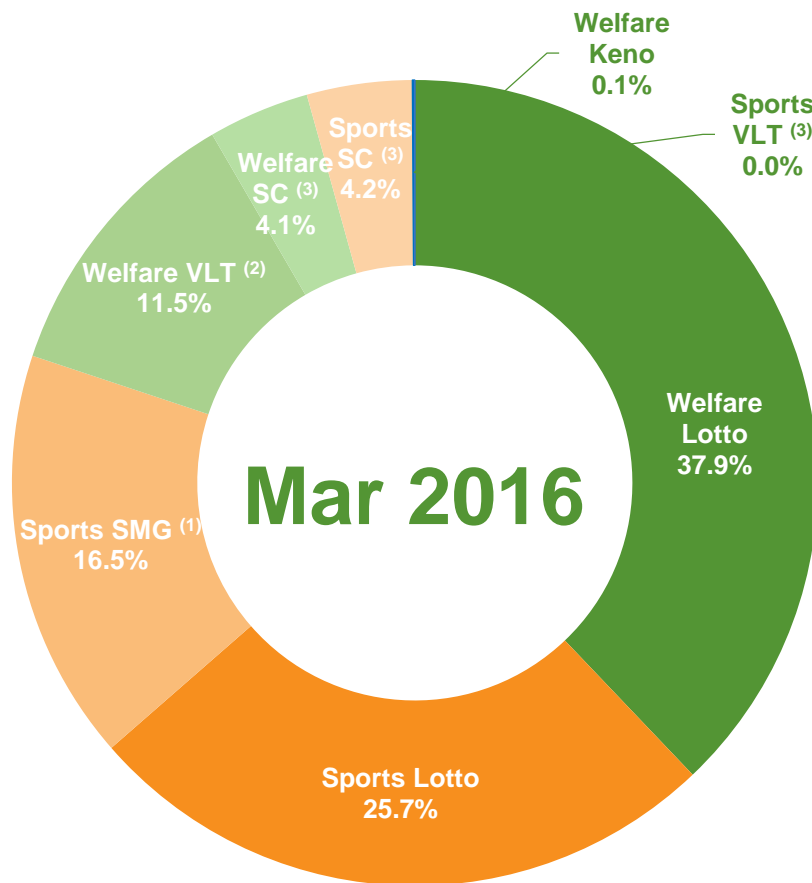
	3M2016 Sales (RMB bn)	YoY (%)	Percentage of Total Sales (%)
Welfare Lottery	49.580	-1.9%	54.6%
▪ Lotto	34.564	-4.2%	38.1%
▪ Welfare VLT	10.987	+6.2%	12.1%
▪ Scratch cards	3.955	-0.3%	4.4%
▪ Keno	0.074	-47.3%	0.1%
Sports Lottery	41.204	-7.0%	45.4%
▪ Lotto	23.060	-3.0%	25.4%
▪ SMG	14.435	-13.9%	15.9%
▪ Scratch cards	3.707	-1.7%	4.1%
▪ Sports VLT	0.00153	+87.1%	0.0%
Total Lottery	90.784	-4.3%	100.0%

Source: Ministry of Finance

Note: (1) SMG: Single Match Games; (2) VLT: Video Lottery Terminals; (3) SC: Scratch Cards.

China Lottery Sales in Mar 2016

Welfare Lottery sales increased by 7.2% YoY to RMB 19.112 billion in Mar 2016, Sports Lottery sales increased by 27.6% YoY to RMB 16.576 billion in Mar 2016.



	Mar 2016 Sales (RMB bn)	YoY (%)	Percentage of Total Sales (%)
Welfare Lottery	19.112	+7.2%	53.6%
▪ Lotto	13.522	+10.5%	37.9%
▪ Welfare VLT	4.106	+3.7%	11.5%
▪ Scratch cards	1.450	-8.2%	4.1%
▪ Keno	0.035	-13.6%	0.1%
Sports Lottery	16.576	+27.6%	46.4%
▪ Lotto	9.167	+14.1%	25.7%
▪ SMG	5.901	+70.9%	16.5%
▪ Scratch cards	1.507	+0.5%	4.2%
▪ Sports VLT	0.00059	+40.1%	0.0%
Total Lottery	35.688	+15.8%	100.0%

Source: Ministry of Finance

Note: (1) SMG: Single Match Games; (2) VLT: Video Lottery Terminals; (3) SC: Scratch Cards.