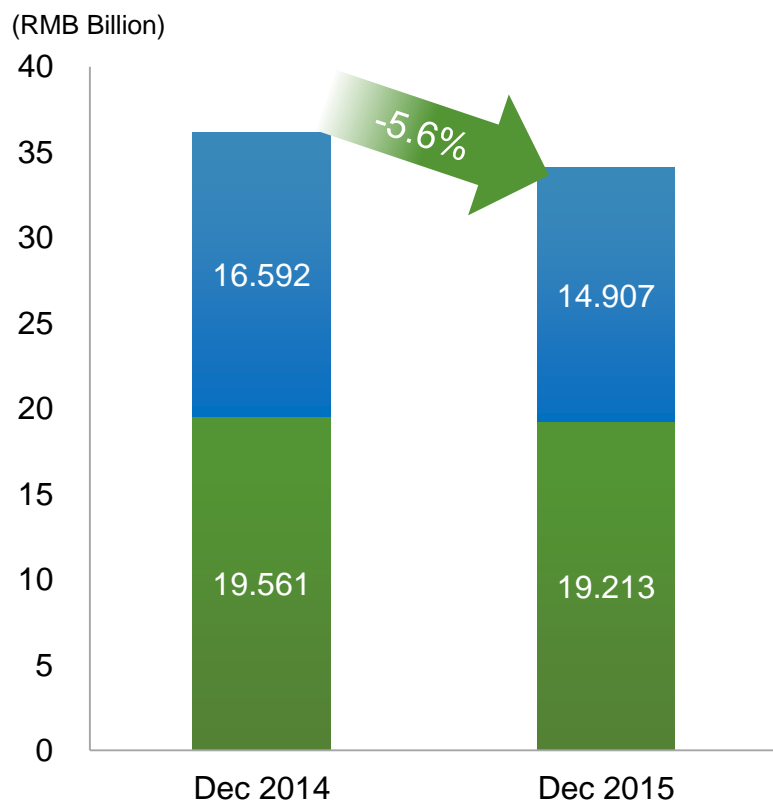


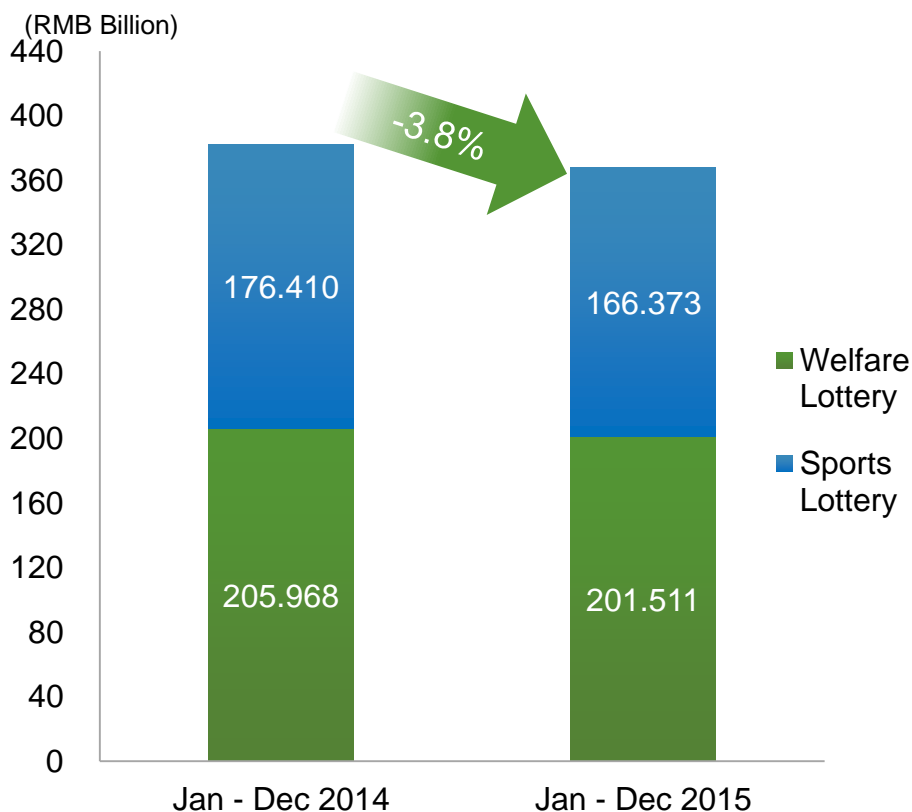
China Lottery Sales Performance

- Announced by the Ministry of Finance, total lottery sales in Dec 2015 decreased by 5.6% YoY to RMB 34.121 billion from RMB 36.153 billion for the same period last year.
- Total lottery sales from Jan - Dec 2015 decreased by 3.8% YoY to RMB 367.884 billion, compared to RMB 382.378 billion for Jan - Dec 2014.

Dec 2015 Lottery Sales



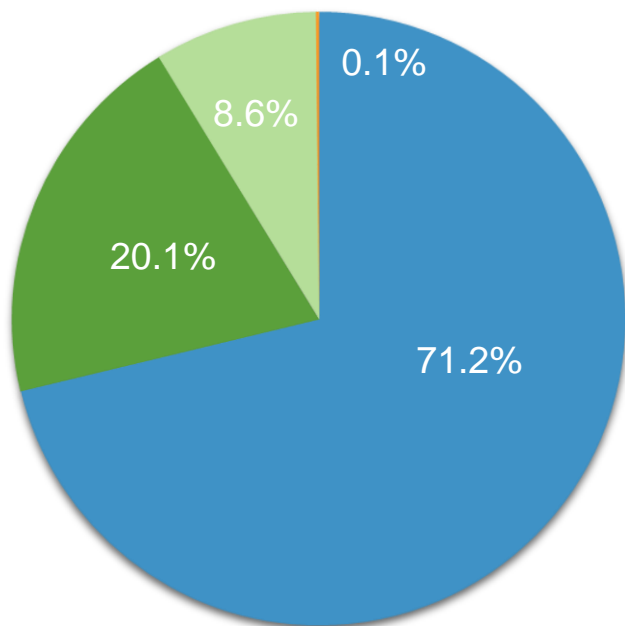
Jan - Dec 2015 Lottery Sales



Welfare Lottery Sales Performance

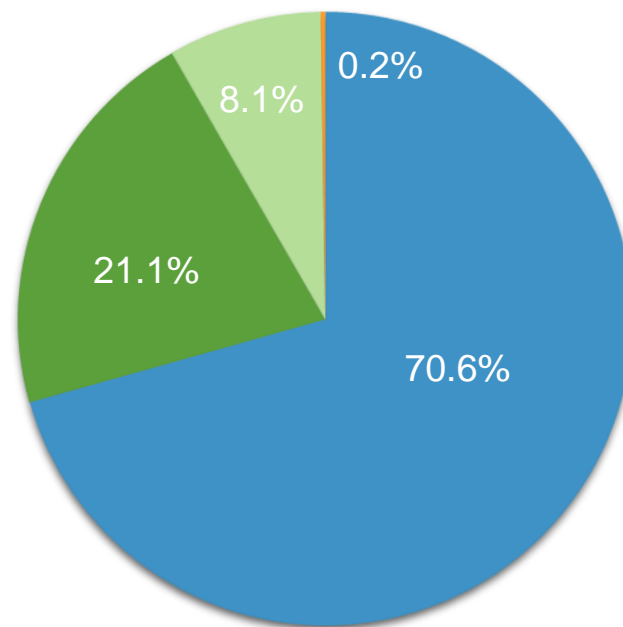
- Welfare Lottery sales decreased by 1.8% YoY to RMB 19.213 billion in Dec 2015, and accounted for 56.3% of total lottery sales. Lotto games, VLT, Instant Scratch Cards and Keno accounted for 71.2%, 20.1%, 8.6% and 0.1% of total welfare lottery sales, respectively.
- In Jan - Dec 2015, Welfare Lottery sales decreased by 2.2% YoY to RMB 201.511 billion, and accounted for 54.8% of total lottery sales. Lotto games, VLT, Instant Scratch Cards and Keno accounted for 70.6%, 21.1%, 8.1% and 0.2% of total welfare lottery sales, respectively.

**Dec 2015 Welfare Lottery
Market Share by Type**



■ Welfare Lotto
 ■ Welfare VLT
■ Welfare Scratch Cards
 ■ Keno

**Jan – Dec 2015 Welfare Lottery
Market Share by Type**

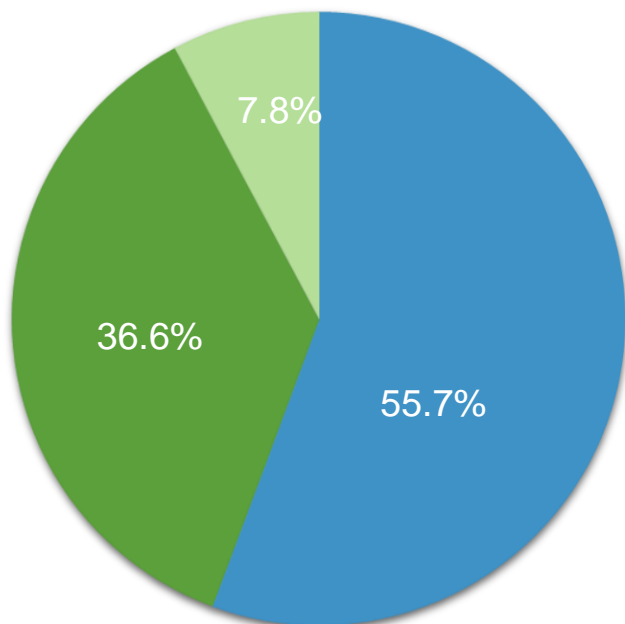


■ Welfare Lotto
 ■ Welfare VLT
■ Welfare Scratch Cards
 ■ Keno

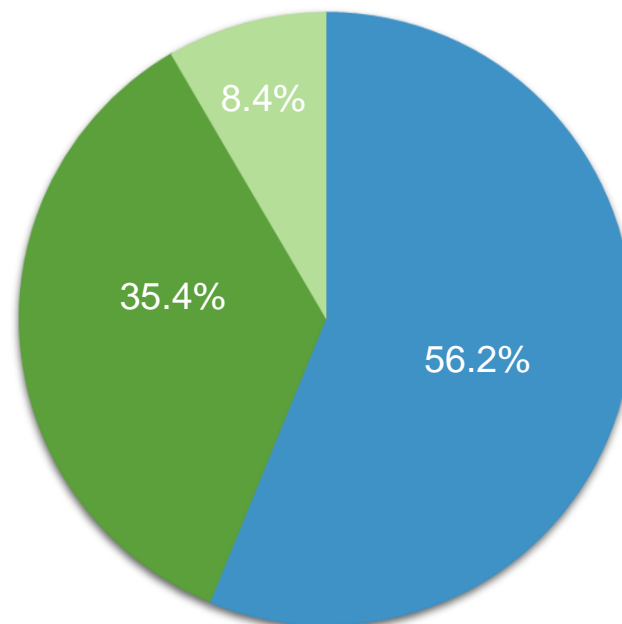
Sports Lottery Sales Performance

- Sports Lottery sales decreased by 10.2% YoY to RMB 14.907 billion in Dec 2015, and accounted for 43.7% of total lottery sales. Lotto games, Single Match Games, Instant Scratch Cards and Sports VLT accounted for 55.7%, 36.6%, 7.8% and 0.0% of total Sports Lottery sales, respectively.
- In Jan - Dec 2015, Sports Lottery sales decreased by 5.7% YoY to RMB 166.373 billion, and accounted for 45.2% of total lottery sales. Lotto games, Single Match Games, Instant Scratch Cards and Sports VLT accounted for 56.2%, 35.4%, 8.4% and 0.0% of total Sports Lottery sales, respectively.

**Dec 2015 Sports Lottery
Market Share by Type***



**Jan – Dec 2015 Sports Lottery
Market Share by Type***



■ Sports Lotto ■ Sports SMG ■ Sports Scratch Cards

■ Sports Lotto ■ Sports SMG ■ Sports Scratch Cards

*Note: Sports VLT sales accounted for 0.0% of total Sports Lottery sales in December 2015 and January – December 2015.

Lottery Sales in December 2015 and Jan – Dec 2015

	December 2015 (RMB/Billion)	December 2014 (RMB/Billion)	Change (%)	Jan – Dec 2015 (RMB/Billion)	Jan – Dec 2014 (RMB/Billion)	Change (%)
Welfare Lottery	19.213	19.561	-1.8%	201.511	205.968	-2.2%
- Lotto	13.685	14.054	-2.6%	142.329	148.758	-4.3%
- Video Lottery Terminal	3.852	3.542	+8.8%	42.467	37.746	+12.5%
- Instant Scratch Card	1.651	1.900	-13.1%	16.280	18.590	-12.4%
- Keno	0.025	0.065	-61.3%	0.435	0.874	-50.3%
Sports Lottery	14.907	16.592	-10.2%	166.373	176.410	-5.7%
- Lotto	8.297	9.709	-14.5%	93.471	99.177	-5.8%
- Single Match Game	5.450	5.591	-2.5%	58.925	61.480	-4.2%
- Instant Scratch Card	1.160	1.291	-10.2%	13.972	15.753	-11.3%
- Video Lottery Terminal	0.0005	-	-	0.0057	-	-
Total	34.121	36.153	-5.6%	367.884	382.378	-3.8%