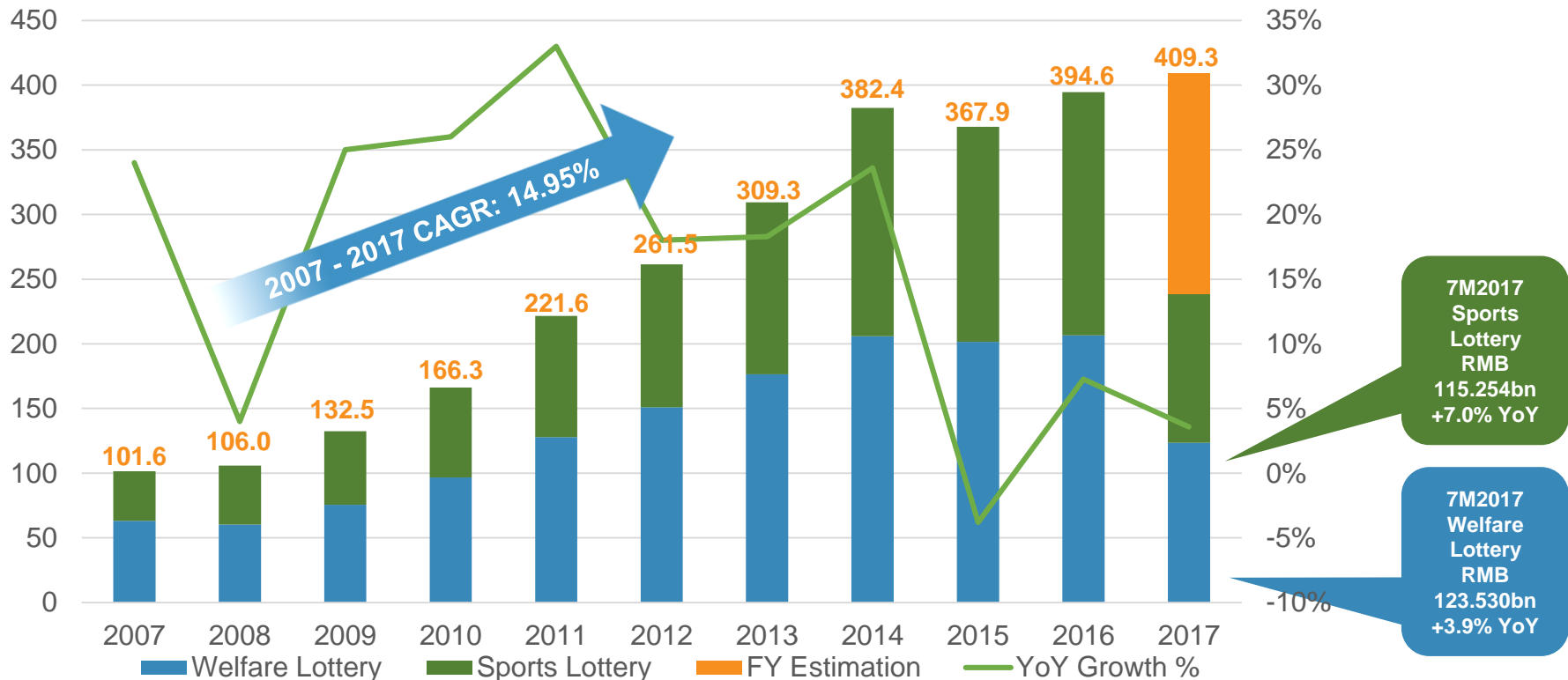


# China Lottery Sales Performance

Total sales of China lottery from Jan - Jul 2017 increased by 5.4% YoY to RMB 238.784 billion.

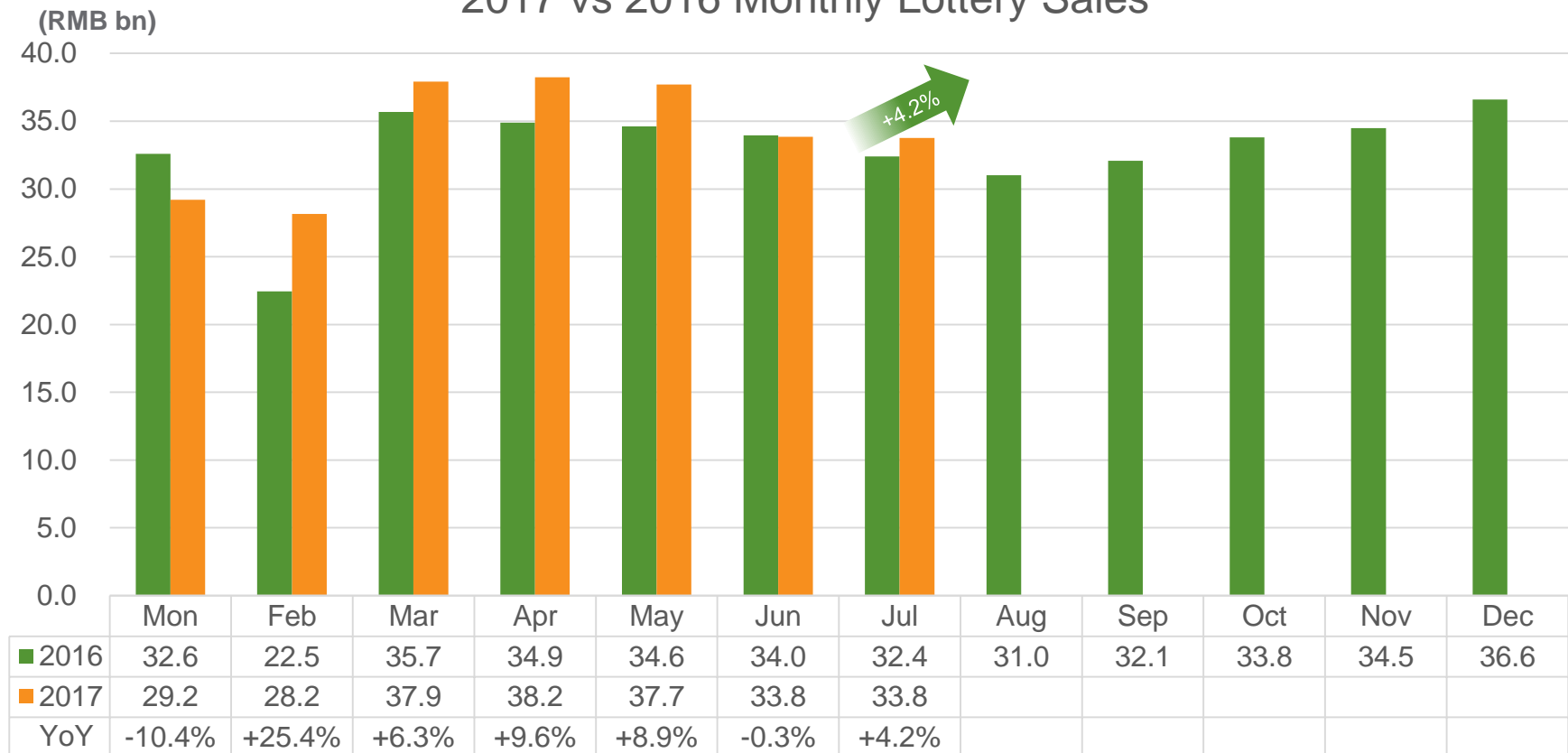
## 2007-2017 China Lottery Sales Performance



# China Lottery Sales Performance

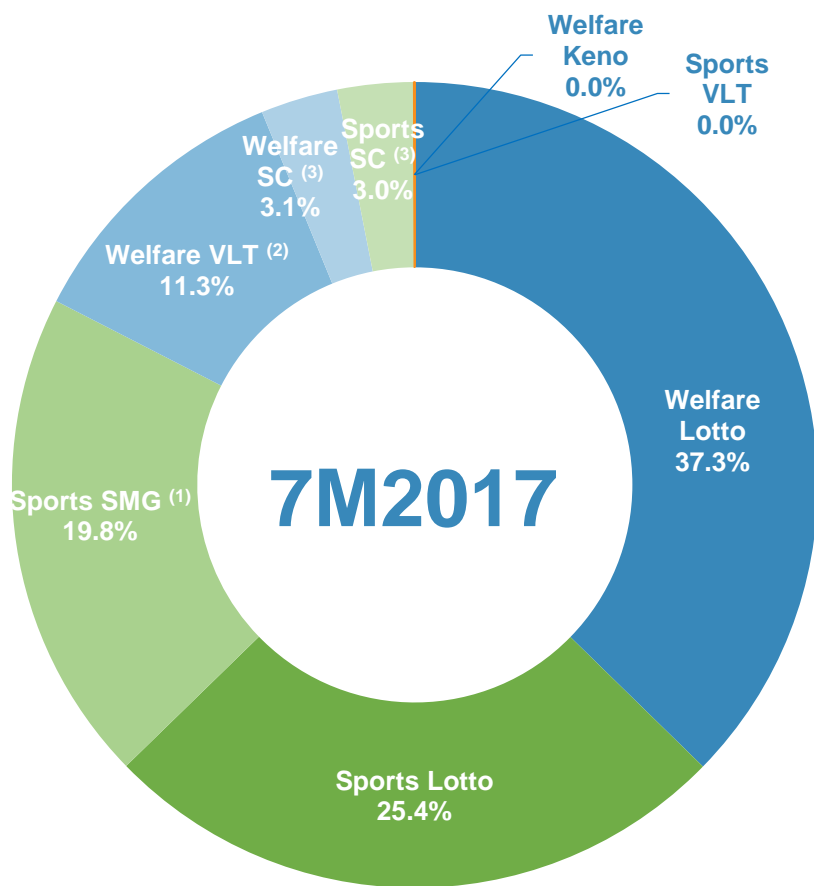
Total lottery sales in Jul 2017 increased by 4.2% YoY to RMB33.755 billion

2017 vs 2016 Monthly Lottery Sales



# China Lottery Sales in Jan - Jul 2017

Welfare Lottery sales increased by 3.9% YoY to RMB 123.530 billion in Jan - Jul 2017, Sports Lottery sales increased by 7.0% YoY to RMB 115.254 billion in Jan - Jul 2017.



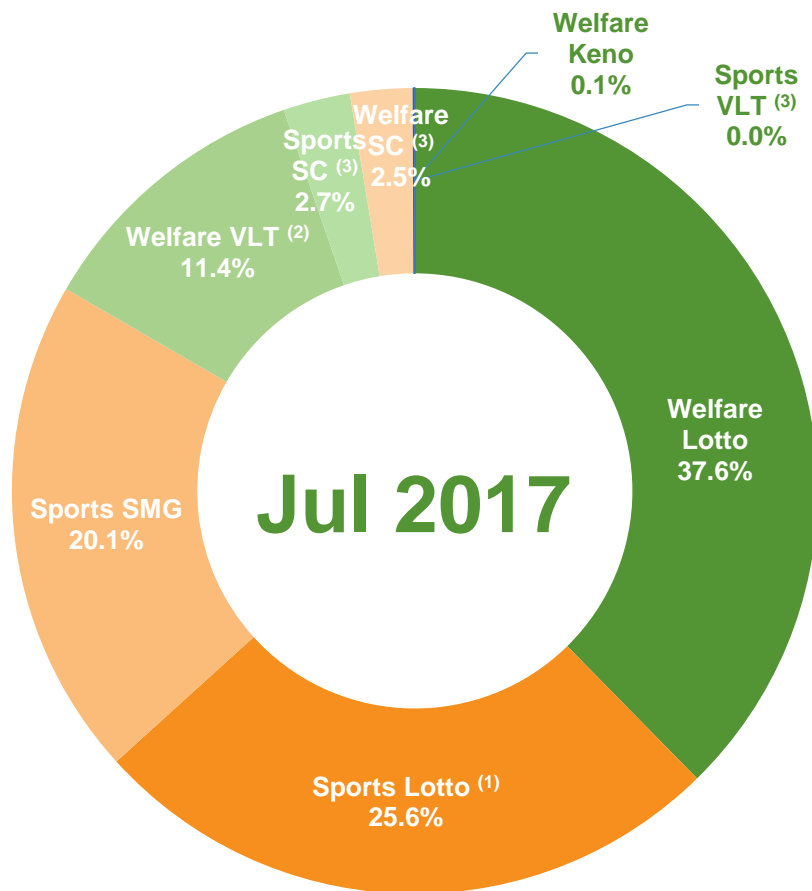
	7M2017 Sales (RMB bn)	YoY	Percentage of Total Sales
<b>Welfare Lottery</b>	<b>123.530</b>	<b>+3.9%</b>	<b>51.7%</b>
▪ Lotto	89.111	+5.9%	37.3%
▪ VLT	26.908	+4.7%	11.3%
▪ Scratch cards	7.398	-16.5%	3.1%
▪ Keno	0.113	-32.0%	0.0%
<b>Sports Lottery</b>	<b>115.254</b>	<b>+7.0%</b>	<b>48.3%</b>
▪ Lotto	60.633	+6.3%	25.4%
▪ SMG	47.348	+11.5%	19.8%
▪ Scratch cards	7.267	-12.1%	3.0%
▪ VLT	0.006	+29.9%	0.0%
<b>Total Lottery</b>	<b>238.784</b>	<b>+5.4%</b>	<b>100.0%</b>

Source: Ministry of Finance

Note: (1) SMG: Single Match Games; (2) VLT: Video Lottery Terminals; (3) SC: Scratch Cards.

# China Lottery Sales in Jul 2017

Welfare Lottery sales increased by 4.8% YoY to RMB 17.418 billion in Jul 2017, Sports Lottery sales increased by 3.5% YoY to RMB 16.337 billion in Jul 2017.



	Jul 2017 Sales (RMB bn)	YoY	Percentage of Total Sales
<b>Welfare Lottery</b>	<b>17.418</b>	<b>+4.8%</b>	<b>51.6%</b>
▪ Lotto	12.708	+5.4%	37.6%
▪ VLT	3.839	+7.0%	11.4%
▪ Scratch cards	0.852	-10.9%	2.5%
▪ Keno	0.020	+10.7%	0.1%
<b>Sports Lottery</b>	<b>16.337</b>	<b>+3.5%</b>	<b>48.4%</b>
▪ Lotto	8.651	+11.5%	25.6%
▪ SMG	6.777	-4.3%	20.1%
▪ Scratch cards	0.909	-3.5%	2.7%
▪ VLT	0.001	-16.9%	0.0%
<b>Total Lottery</b>	<b>33.755</b>	<b>+4.2%</b>	<b>100.0%</b>

Source: Ministry of Finance

Note: (1) SMG: Single Match Games; (2) VLT: Video Lottery Terminals; (3) SC: Scratch Cards.