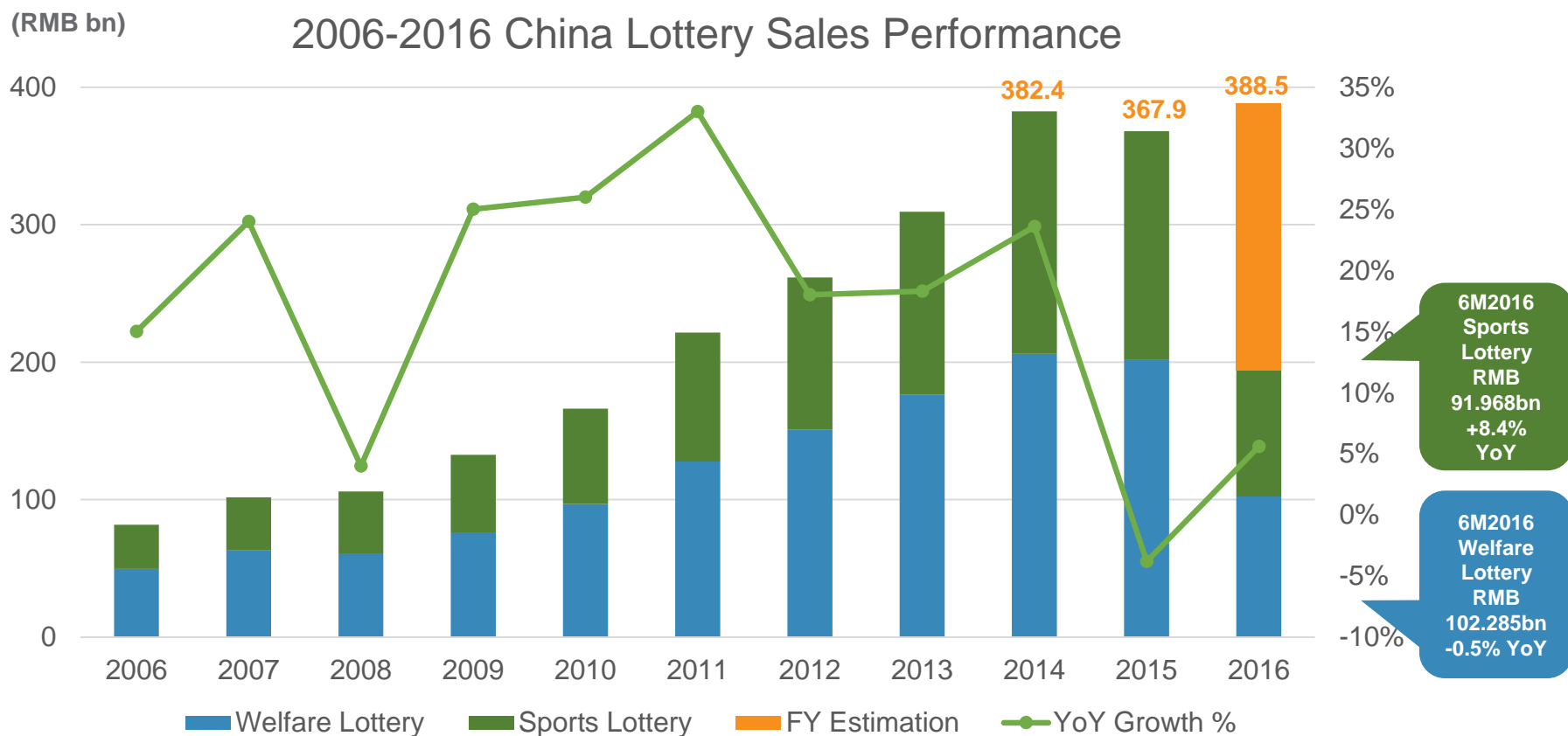


China Lottery Sales Performance

Total sales of China lottery from Jan - Jun 2016 increased by 3.5% YoY to RMB 194.253 billion.

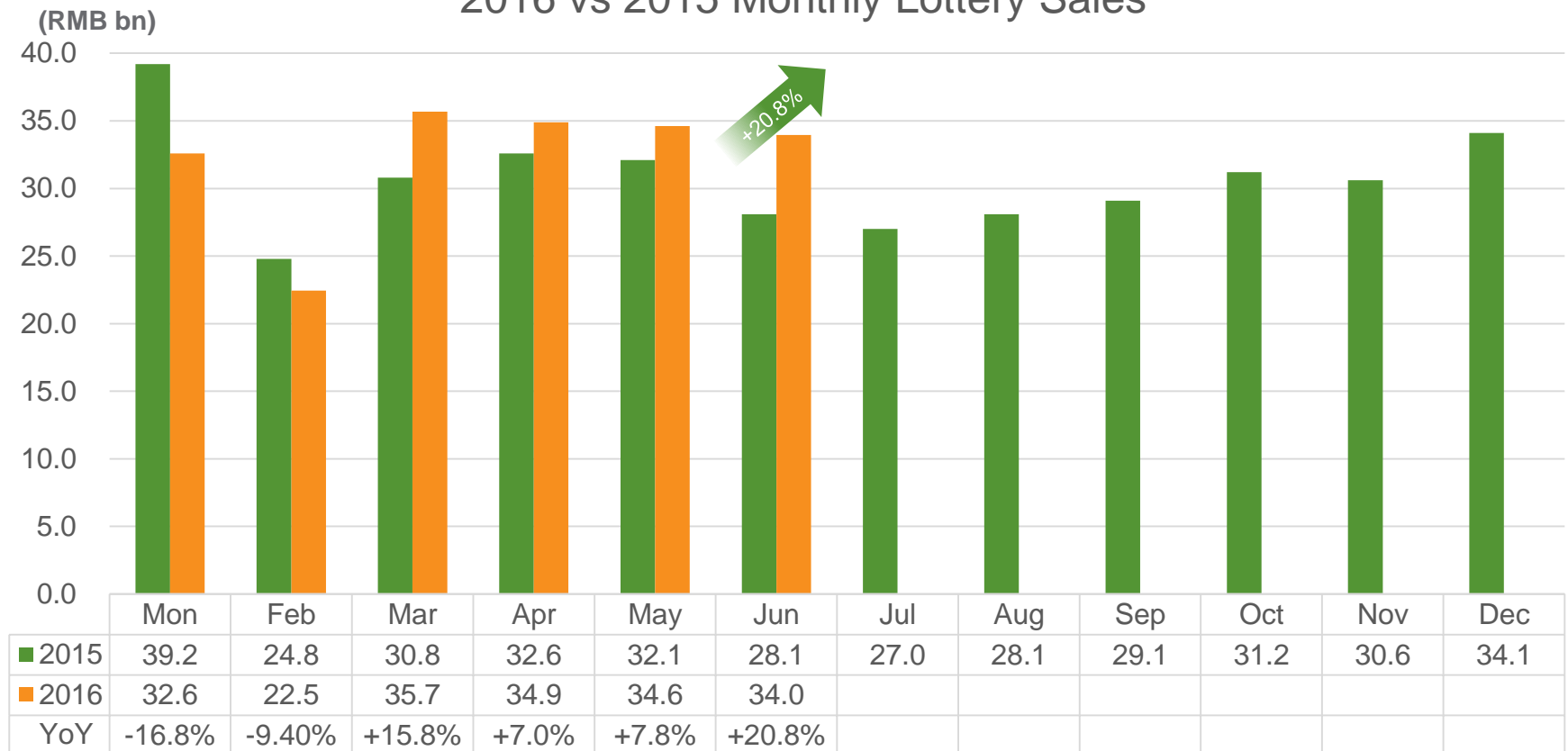
The total sales of China lottery in 2016 is expected to reach RMB 388.51 billion.



China Lottery Sales Performance

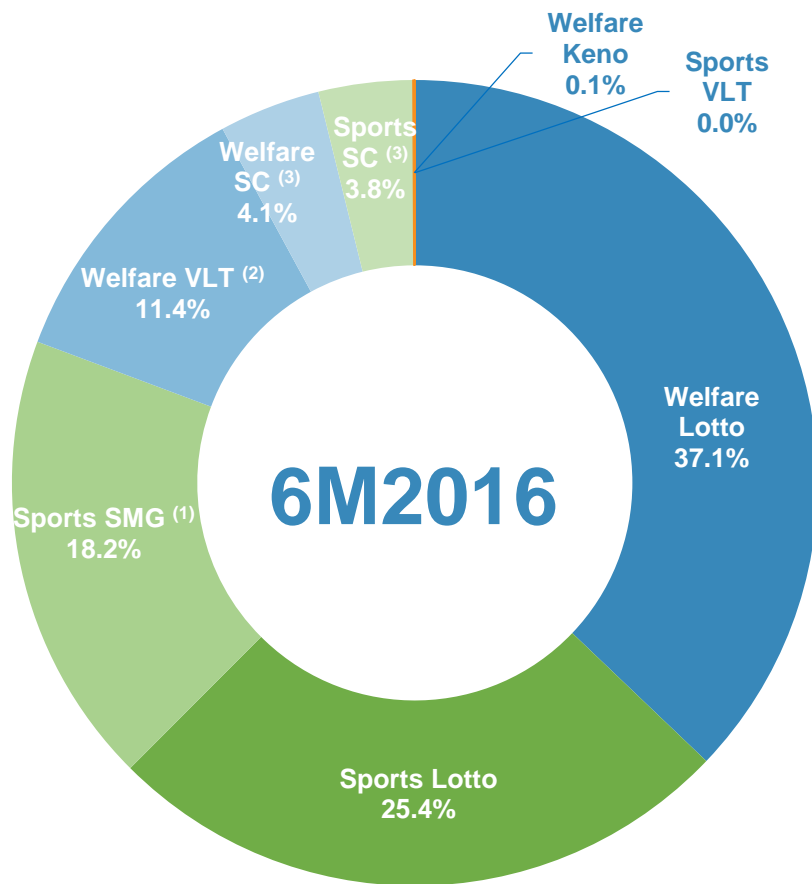
Total lottery sales in Jun 2016 increased by 20.8% YoY to RMB 33.961 billion

2016 vs 2015 Monthly Lottery Sales



China Lottery Sales in Jan - Jun 2016

Welfare Lottery sales decreased by 0.5% YoY to RMB 102.285 billion in Jan - Jun 2016, Sports Lottery sales increased by 8.4% YoY to RMB 91.968 billion in Jan - Jun 2016.



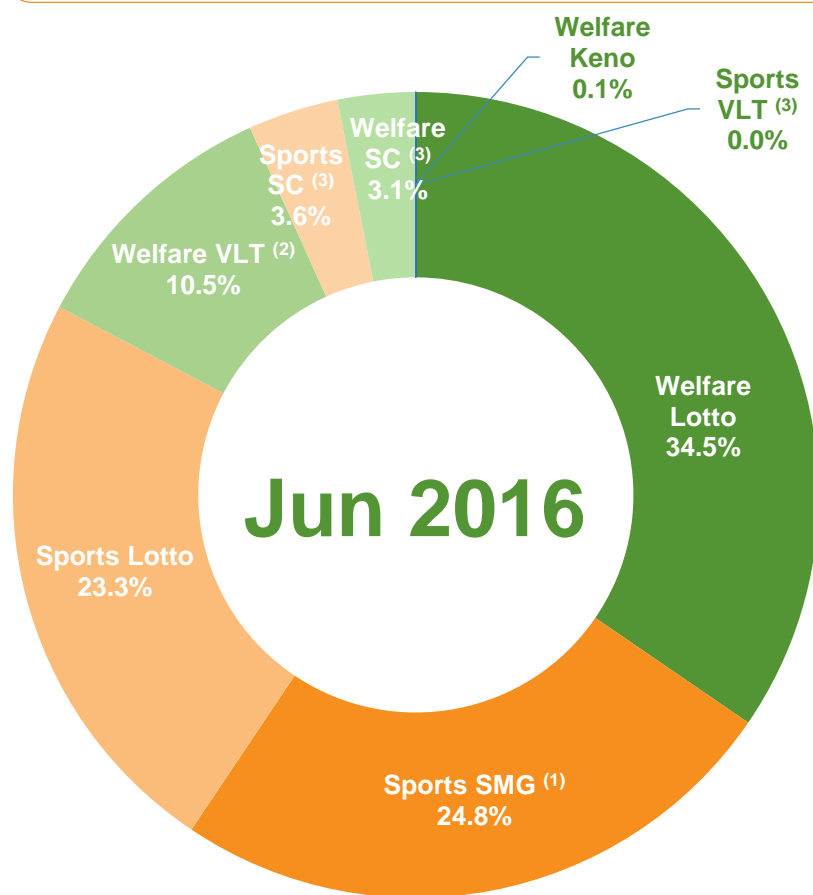
	6M2016 Sales (RMB bn)	YoY (%)	Percentage of Total Sales (%)
Welfare Lottery	102.285	-0.5%	52.7%
▪ Lotto	72.118	-1.4%	37.1%
▪ Welfare VLT	22.113	+4.4%	11.4%
▪ Scratch cards	7.905	-4.1%	4.1%
▪ Keno	0.149	-48.8%	0.1%
Sports Lottery	91.968	+8.4%	47.3%
▪ Lotto	49.256	+1.2%	25.4%
▪ SMG	35.382	+23.4%	18.2%
▪ Scratch cards	7.326	-2.4%	3.8%
▪ Sports VLT	0.0037	+18.4%	0.0%
Total Lottery	194.253	+3.5%	100.0%

Source: Ministry of Finance

Note: (1) SMG: Single Match Games; (2) VLT: Video Lottery Terminals; (3) SC: Scratch Cards.

China Lottery Sales in Jun 2016

Welfare Lottery sales increased by 1.2% YoY to RMB 16.381billion in Jun 2016, Sports Lottery sales increased by 47.2% YoY to RMB 17.580 billion in Jun 2016.



	Jun 2016 Sales (RMB bn)	YoY (%)	Percentage of Total Sales (%)
Welfare Lottery	16.381	+1.2%	48.2%
▪ Lotto	11.731	+2.7%	34.5%
▪ Welfare VLT	3.572	+3.8%	10.5%
▪ Scratch cards	1.058	-17.7%	3.1%
▪ Keno	0.020	-38.3%	0.1%
Sports Lottery	17.580	+47.2%	51.8%
▪ Lotto	7.917	+4.7%	23.3%
▪ SMG	8.432	+164.0%	24.8%
▪ Scratch cards	1.231	+3.8%	3.6%
▪ Sports VLT	0.0005	-45.9%	0.0%
Total Lottery	33.961	+20.8%	100.0%

Source: Ministry of Finance

Note: (1) SMG: Single Match Games; (2) VLT: Video Lottery Terminals; (3) SC: Scratch Cards.