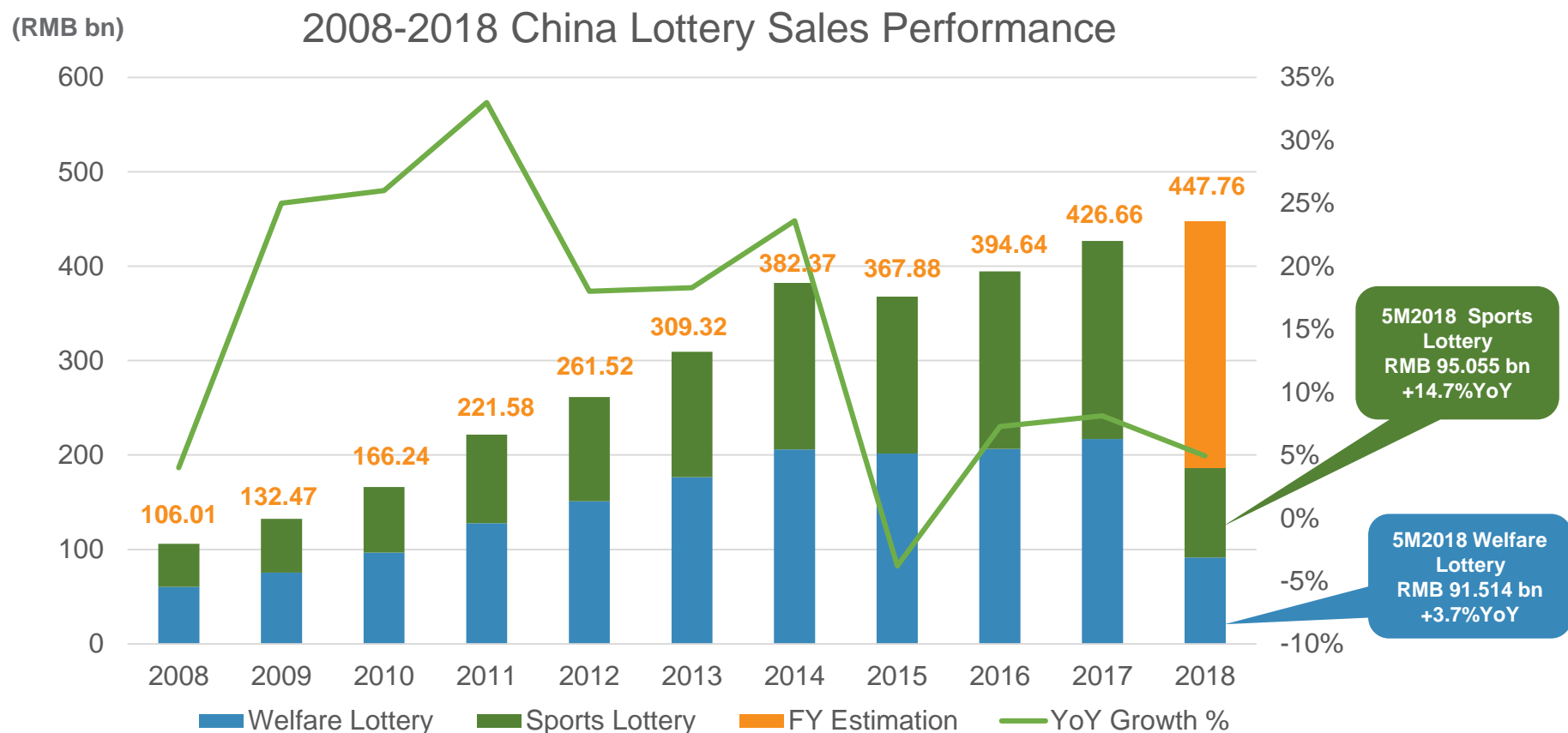


# China Lottery Sales Performance

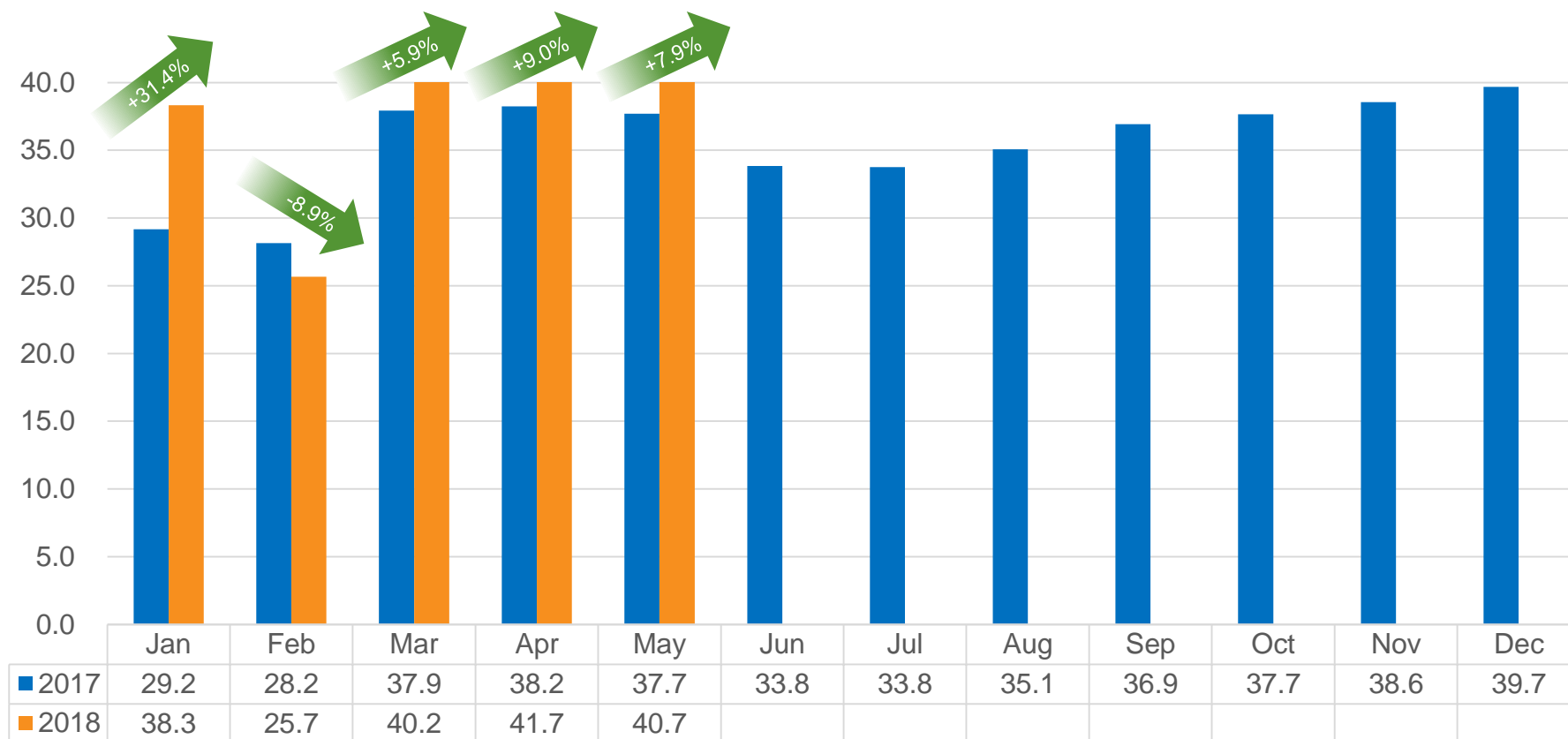
Total sales of China lottery in Jan – May 2018 increased by 9.0% YoY to RMB 186.569 billion.



# China Lottery Sales Performance

## 2018 vs 2017 Monthly Lottery Sales

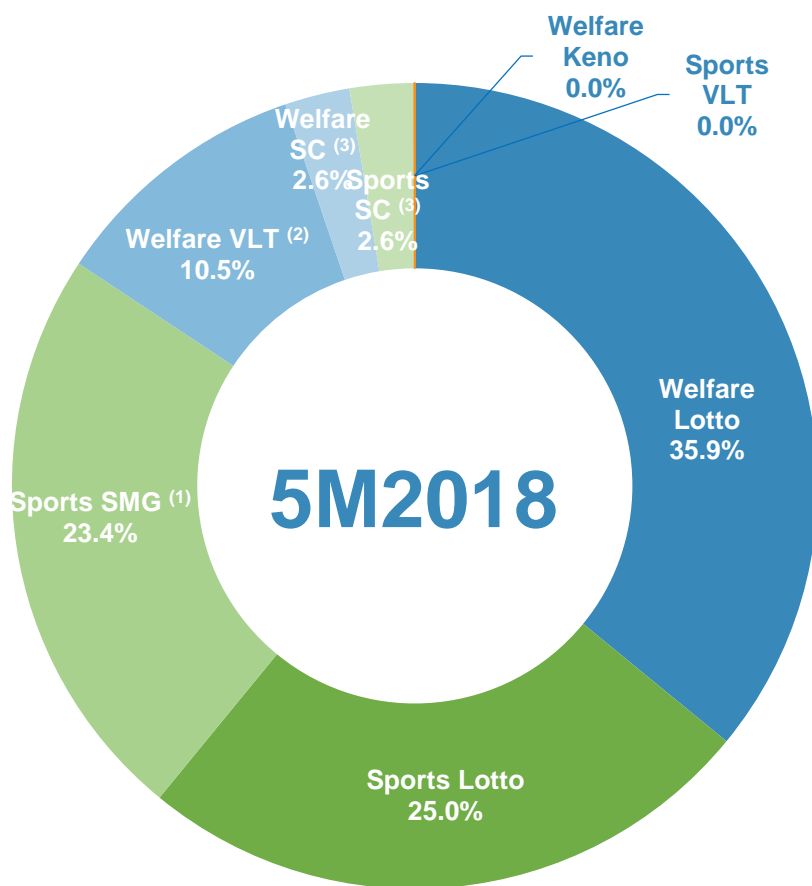
(RMB bn)



Source: Ministry of Finance

# China Lottery Sales in Jan - May 2018

Welfare Lottery sales increased by 3.7% YoY to RMB 91.514 billion in Jan - May 2018, Sports Lottery sales increased by 14.7 YoY to RMB 95.055 billion in Jan - May 2018.



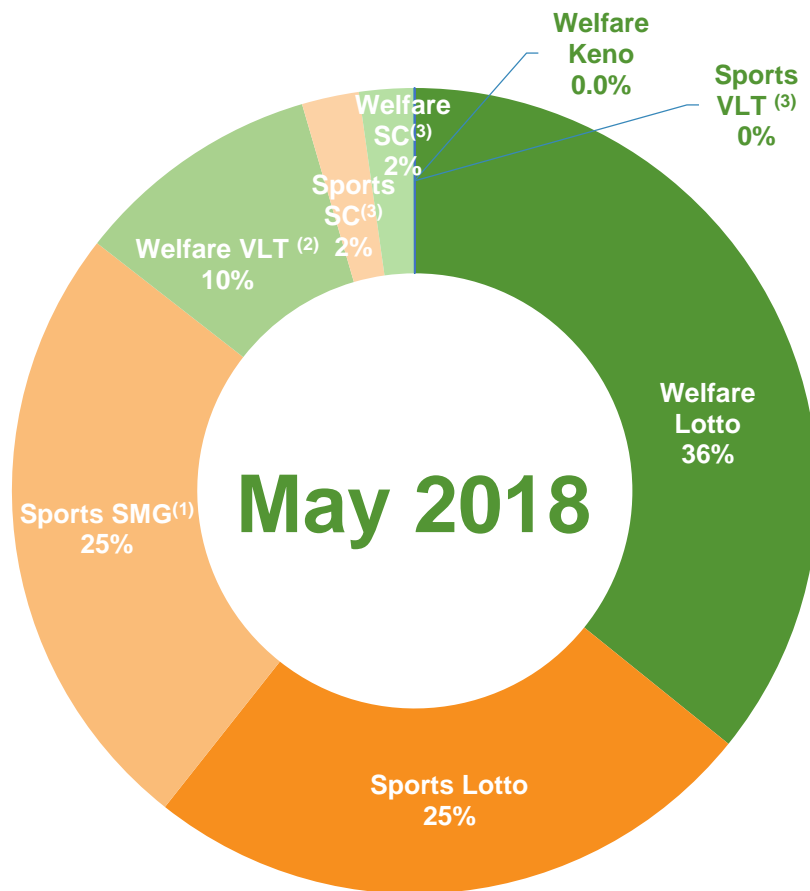
	5M2018 Sales (RMB bn)	YoY (%)	Percentage of Total Sales (%)
<b>Welfare Lottery</b>	<b>91.514</b>	<b>3.7%</b>	<b>49.1%</b>
▪Lotto	67.022	5.8%	35.9%
▪Welfare VLT	19.583	1.5%	10.5%
▪Scratch cards	4.856	-12.7%	2.6%
▪Keno	0.053	-31.4%	0.0%
<b>Sports Lottery</b>	<b>95.055</b>	<b>14.7%</b>	<b>50.9%</b>
▪Lotto	46.639	7.5%	25.0%
▪SMG	43.618	27.4%	23.4%
▪Scratch cards	4.793	-9.1%	2.6%
▪Sports VLT	0.005	11.5%	0.0%
<b>Total Lottery</b>	<b>186.569</b>	<b>9.0%</b>	<b>100.0%</b>

Source: Ministry of Finance

Note: (1) SMG: Single Match Games; (2) VLT: Video Lottery Terminals; (3) SC: Scratch Cards.

# China Lottery Sales in May 2018

Welfare Lottery sales increased by 7.3% YoY to RMB 19.556 billion in May 2018,  
Sports Lottery sales increased by 8.6% YoY to RMB 21.133 billion in May 2018.



	May 2018 Sales (RMB bn)	YoY (%)	Percentage of Total Sales (%)
<b>Welfare Lottery</b>	<b>19.556</b>	<b>7.3%</b>	<b>48.1%</b>
▪ Lotto	14.567	11.1%	35.8%
▪ Welfare VLT	4.046	2.1%	9.9%
▪ Scratch cards	0.933	-17.6%	2.3%
▪ Keno	0.010	-39.0%	0.0%
<b>Sports Lottery</b>	<b>21.133</b>	<b>8.6%</b>	<b>51.9%</b>
▪ Lotto	10.110	5.8%	24.8%
▪ SMG	10.128	15.0%	24.9%
▪ Scratch cards	0.894	-19.1%	2.2%
▪ Sports VLT	0.001	100.3%	0.0%
<b>Total Lottery</b>	<b>40.689</b>	<b>7.9%</b>	<b>100.0%</b>

Source: Ministry of Finance

Note: <sup>(1)</sup> SMG: Single Match Games; <sup>(2)</sup> VLT: Video Lottery Terminals; <sup>(3)</sup> SC: Scratch Cards.