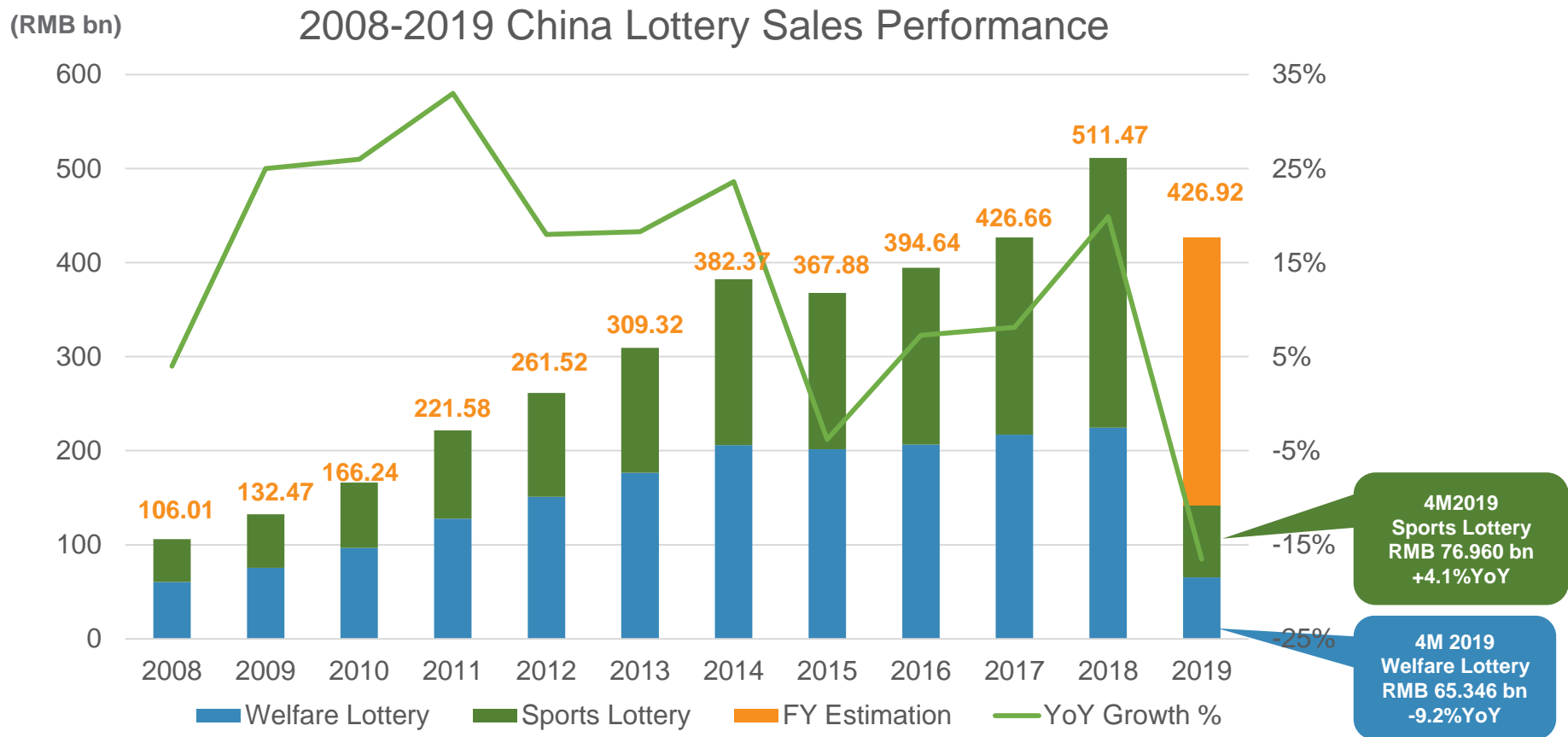


# China Lottery Sales Performance

Total sales of China lottery in Jan - Apr 2019 decreased by 2.5% YoY to RMB 142.305 billion.

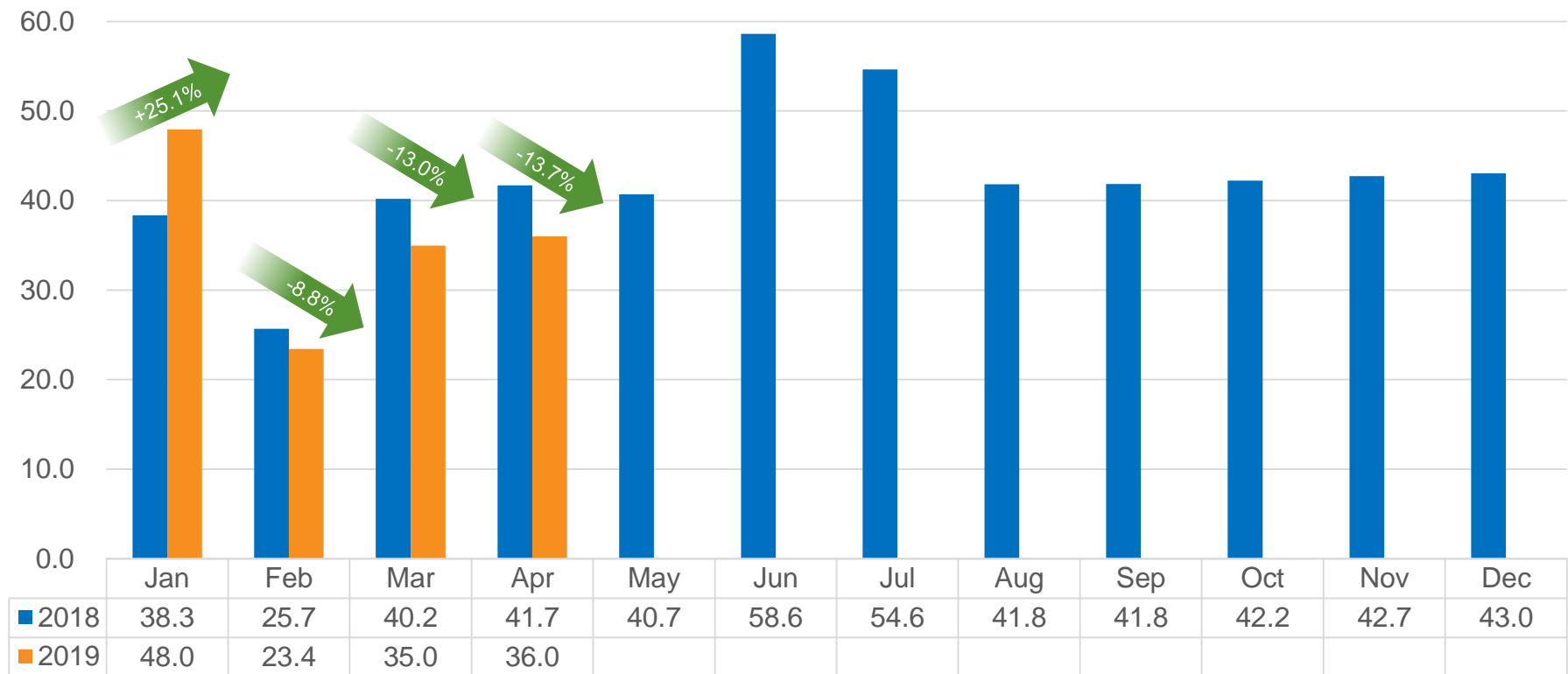


Source: Ministry of Finance (Exclude FY Estimation)

# China Lottery Sales Performance

## 2019 vs 2018 Monthly Lottery Sales

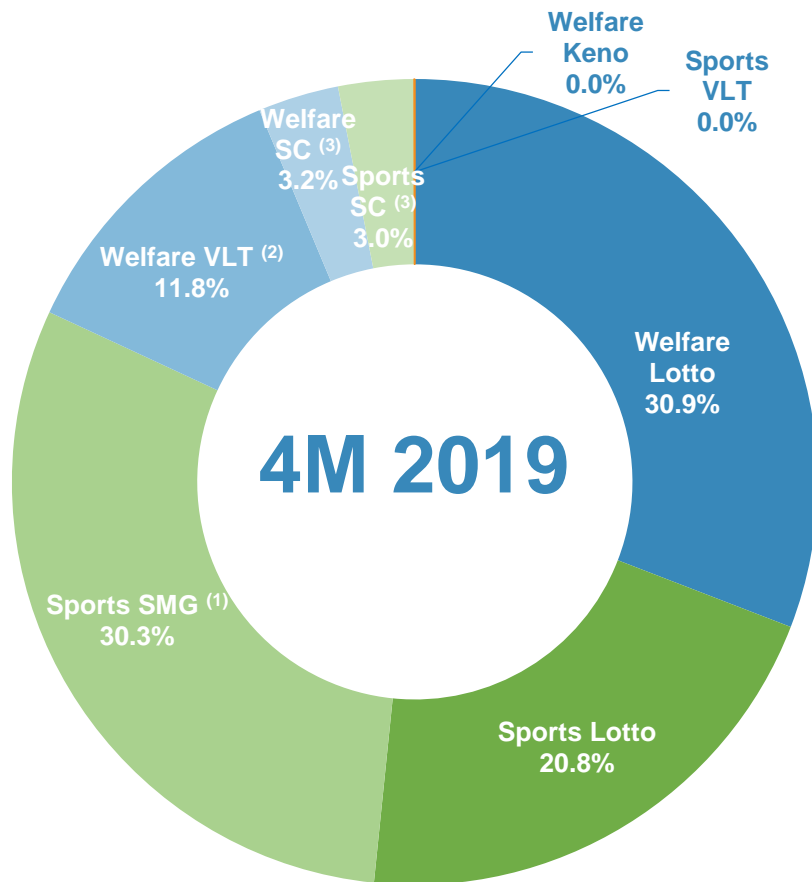
(RMB bn)



Source: Ministry of Finance

# China Lottery Sales in Jan - Apr 2019

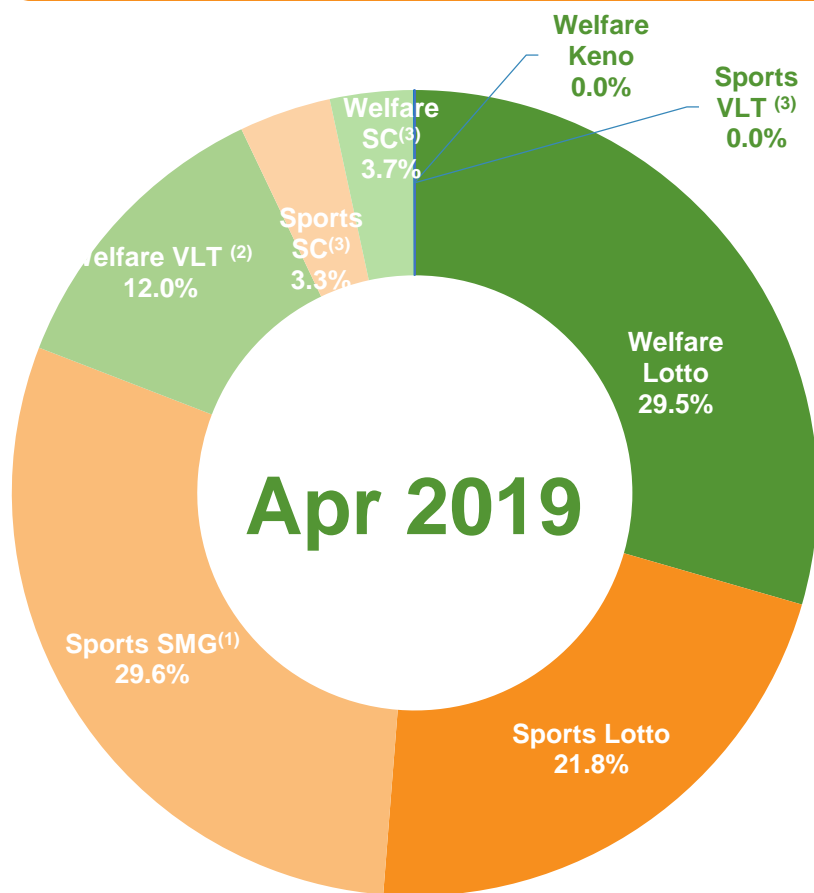
Welfare Lottery sales decreased by 9.2% YoY to RMB 65.346 billion in Jan - Apr 2019, Sports Lottery sales increased by 4.1 YoY to RMB 76.960 billion in Jan - Apr 2019.



	4M 2019 Sales (RMB bn)	YoY (%)	Percentage of Total Sales (%)
<b>Welfare Lottery</b>	<b>65.346</b>	<b>-9.2%</b>	<b>45.9%</b>
▪ Lotto	43.917	-16.3%	30.9%
▪ Welfare VLT	16.762	7.9%	11.8%
▪ Scratch cards	4.617	17.7%	3.2%
▪ Keno	0.050	16.4%	0.0%
<b>Sports Lottery</b>	<b>76.960</b>	<b>4.1%</b>	<b>54.1%</b>
▪ Lotto	29.540	-19.1%	20.8%
▪ SMG	43.119	28.8%	30.3%
▪ Scratch cards	3.096	3.6%	2.2%
▪ Sports VLT	0.001	-78.9%	0.0%
<b>Total Lottery</b>	<b>142.305</b>	<b>-2.5%</b>	<b>100.0%</b>

# China Lottery Sales in Apr 2019

Welfare Lottery sales decreased by 17.4% YoY to RMB 16.285 billion in Apr 2019, Sports Lottery sales decreased by 10.4% YoY to RMB 19.703 billion in Apr 2019.



	Apr 2019 Sales (RMB bn)	YoY (%)	Percentage of Total Sales (%)
<b>Welfare Lottery</b>	<b>16.285</b>	<b>-17.4%</b>	<b>45.3%</b>
▪Lotto	10.606	-27.6%	29.5%
▪Welfare VLT	4.336	6.4%	12.0%
▪Scratch cards	1.328	37.6%	3.7%
▪Keno	0.015	41.5%	0.0%
<b>Sports Lottery</b>	<b>19.703</b>	<b>-10.4%</b>	<b>54.7%</b>
▪Lotto	7.839	-23.9%	21.8%
▪SMG	10.659	-1.2%	29.6%
▪Scratch cards	1.201	32.1%	3.3%
▪Sports VLT	0.000	-92.4%	0.0%
<b>Total Lottery</b>	<b>35.988</b>	<b>-13.7%</b>	<b>100.0%</b>