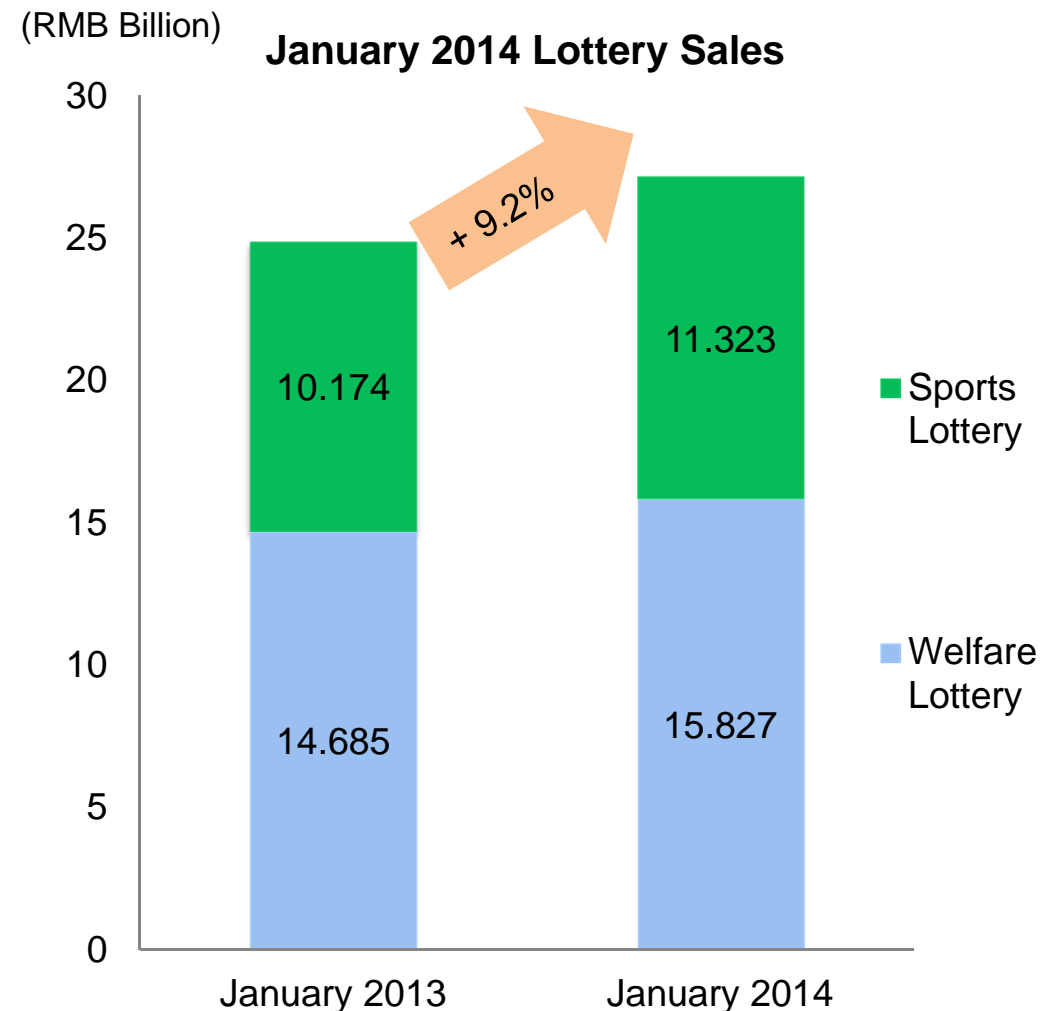


Jan 2014 China Lottery Sales Performance

- ✓ Announced by the Ministry of Finance, total lottery sales in January of 2014 increased by 9.2% YoY to RMB 27.149 billion from RMB 24.859 billion for the same period last year.

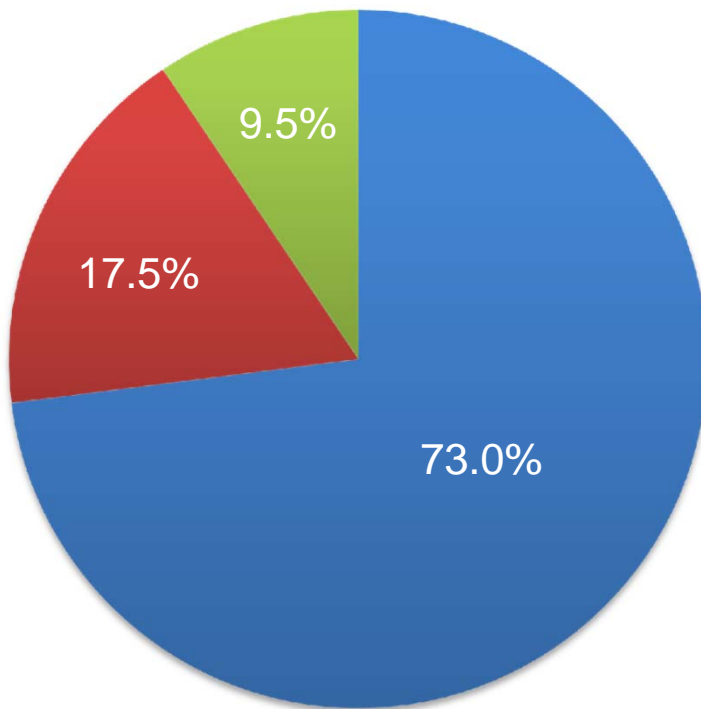
	January 2014 (RMB/Billion)	January 2013 (RMB/Billion)	Change (%)
Welfare Lottery	15.827	14.685	+7.8
- Lotto	11.553	11.171	+3.4
- Video Lottery Terminal	2.777	2.404	+15.5
- Instant Scratch Card	1.496	1.110	+34.8
Sport Lottery	11.323	10.174	+11.3
- Lotto	7.325	7.000	+4.6
- Single Match Game	2.694	2.106	+27.9
- Instant Scratch Card	1.304	1.068	+22.1
Total	27.149	24.859	+9.2



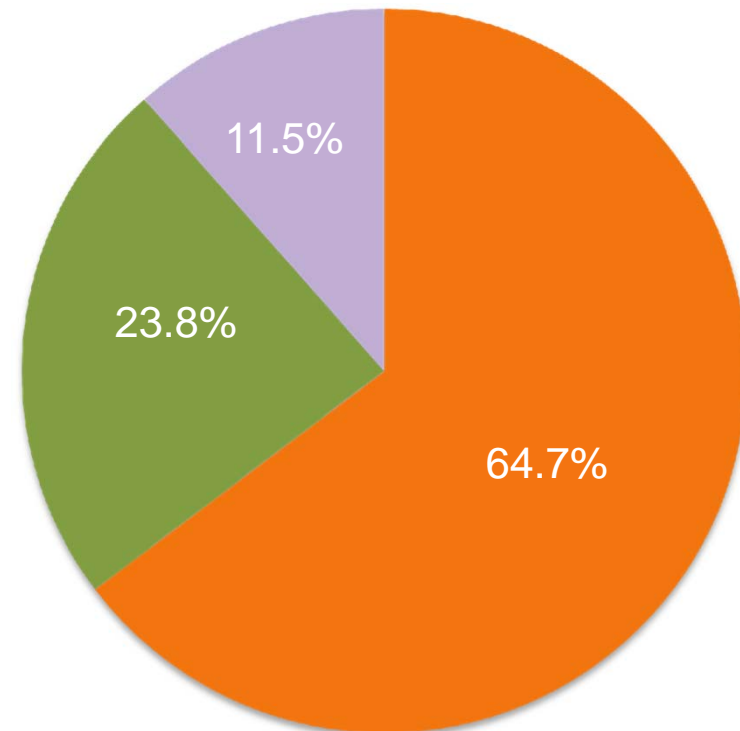
Jan 2014 China Lottery Sales Performance

- ✓ Welfare Lottery sales increased by 7.8% YoY to RMB 15.827 billion in January 2014, accounted for 58.30% of total lottery sales. Lotto games, VLT and Instant Scratch Cards accounted for 73.00%, 17.55% and 9.45% of total welfare lottery sales, respectively.
- ✓ Sports Lottery sales increased by 11.3% YoY to RMB 11.323 billion in January 2014, accounted for 41.70% of total lottery sales. Lotto games, Single Match Game and Instant Scratch Cards accounted for 64.69%, 23.79% and 11.52% of total Sports Lottery sales, respectively.

January 2014 Welfare Lottery Market Share by Type



January 2014 Sports Lottery Market Share by Type



■ Welfare Lotto ■ Welfare VLT ■ Welfare Scratch Cards ■ Sports Lotto ■ Sports SMG ■ Sports Scratch Cards