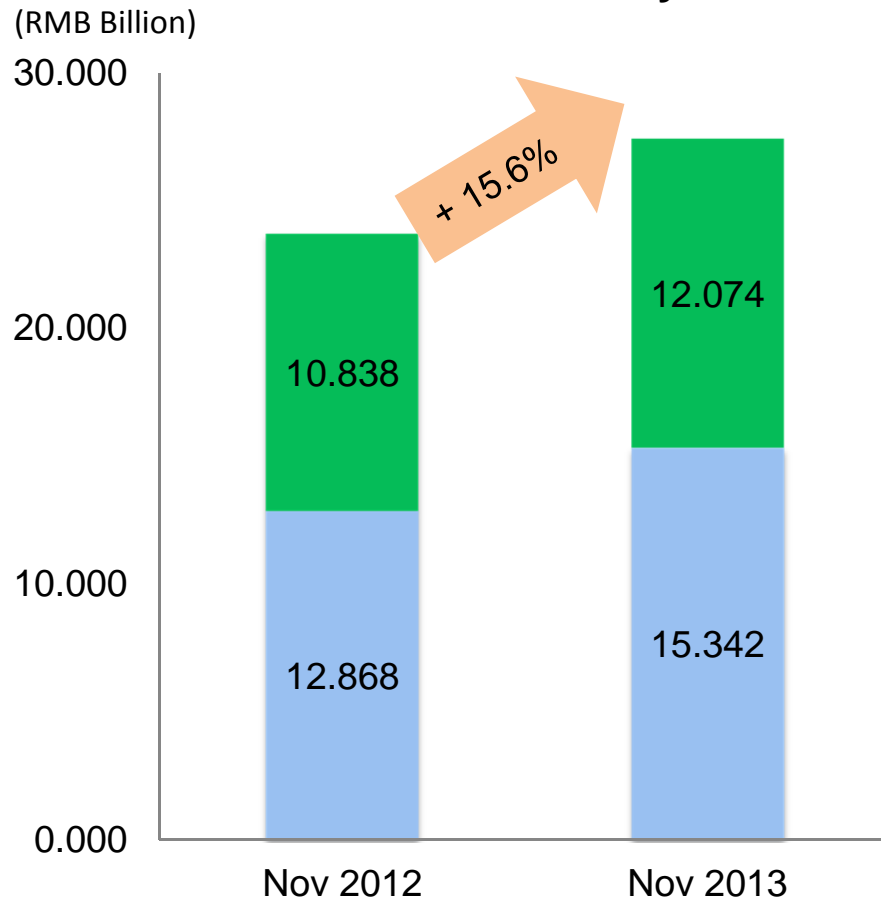


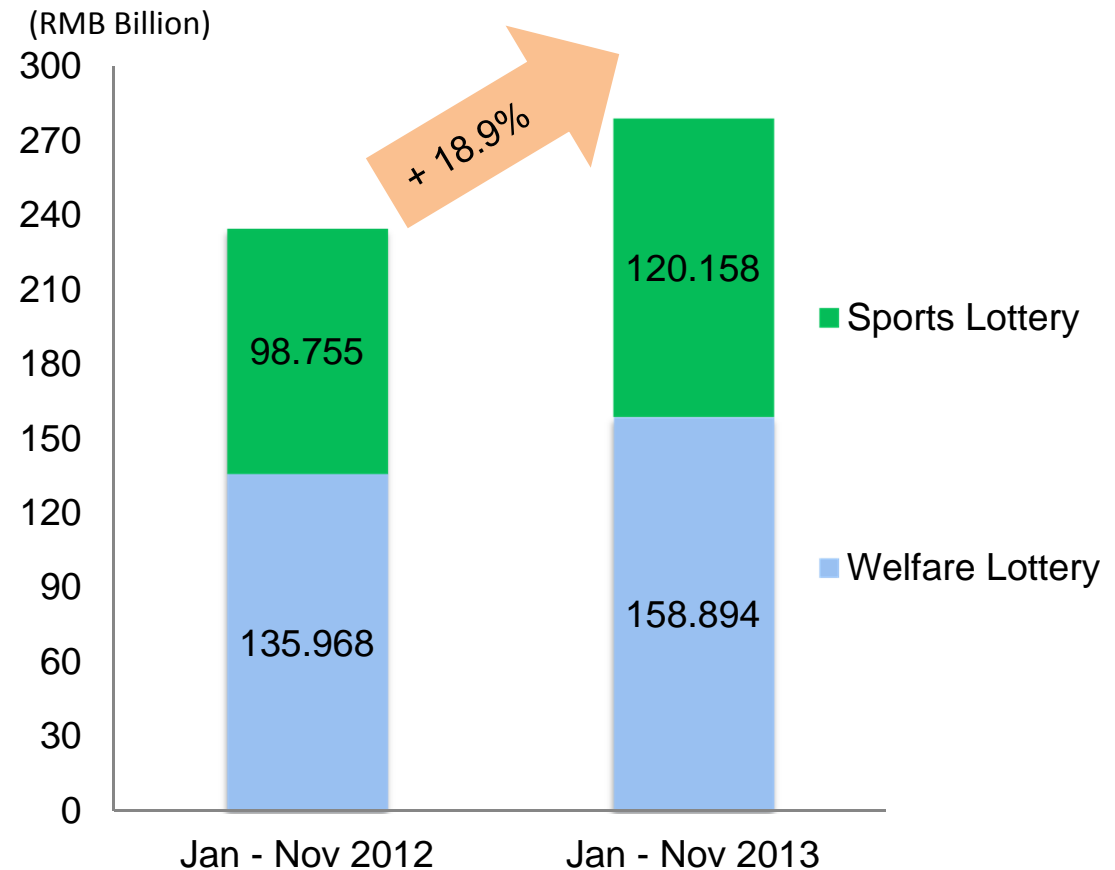
# China Lottery Sales Performance

- ✓ Announced by the Ministry of Finance, total lottery sales in November of 2013 increased by 15.6% YoY to RMB 27.416 billion from RMB 23.706 billion for the same period last year.
- ✓ Total lottery sales for the first eleven months of 2013 increased by 18.9% YoY to RMB 279.052 billion, compared to RMB 234.723 billion for the same period last year.

## November 2013 Lottery Sales



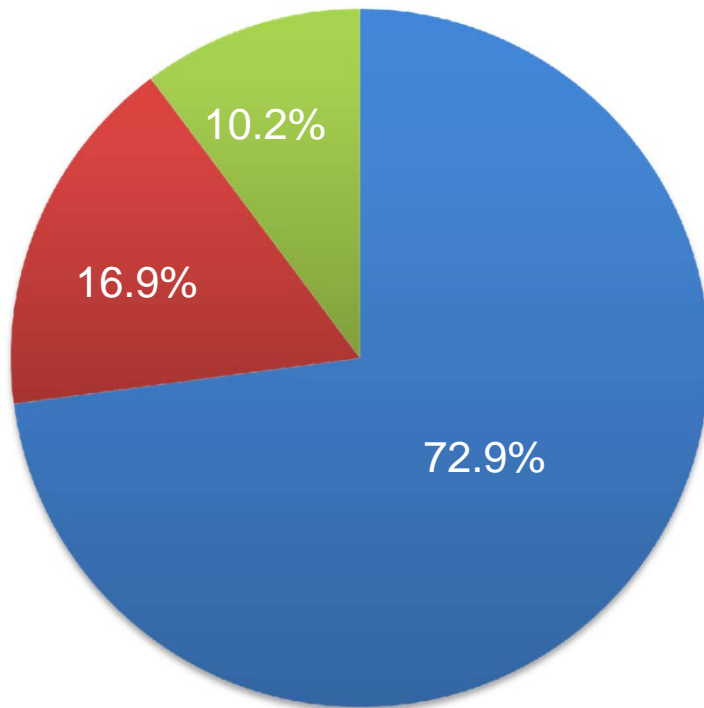
## Jan – Nov 2013 Lottery Sales



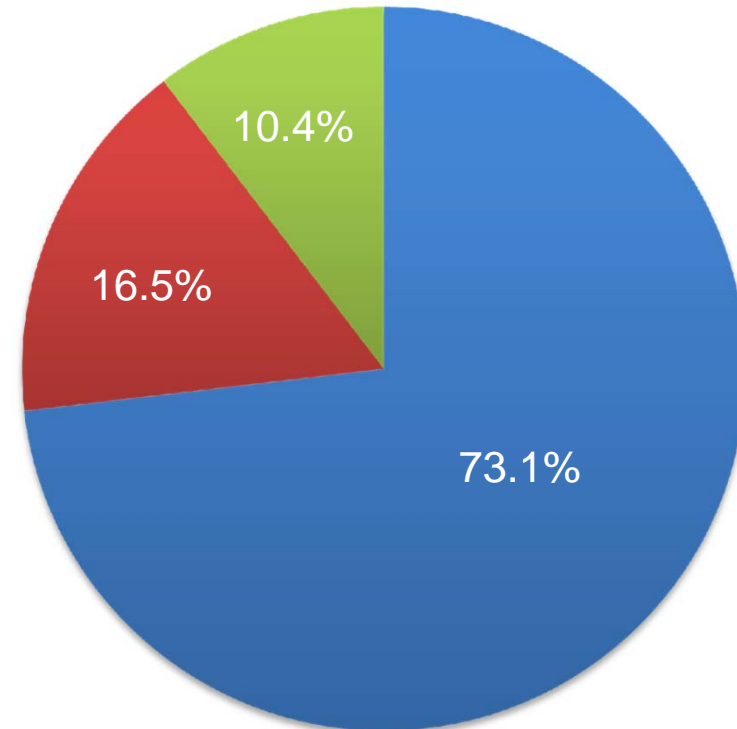
# Welfare Lottery Sales Performance

- ✓ Welfare Lottery sales increased by 19.2% YoY to RMB 15.342 billion in November 2013, accounted for 55.96% of total lottery sales. Lotto games, VLT and Instant Scratch Cards accounted for 72.91%, 16.86% and 10.23% of total welfare lottery sales, respectively.
- ✓ In first eleven months of 2013, Welfare Lottery sales increased by 16.9% YoY to RMB 158.894 billion, accounted for 56.94% of total lottery sales. Lotto games, VLT and Instant Scratch Cards accounted for 73.15%, 16.46% and 10.39% of total welfare lottery sales, respectively.

## November 2013 Welfare Lottery Market Share by Type



## Jan – Nov 2013 Welfare Lottery Market Share by Type



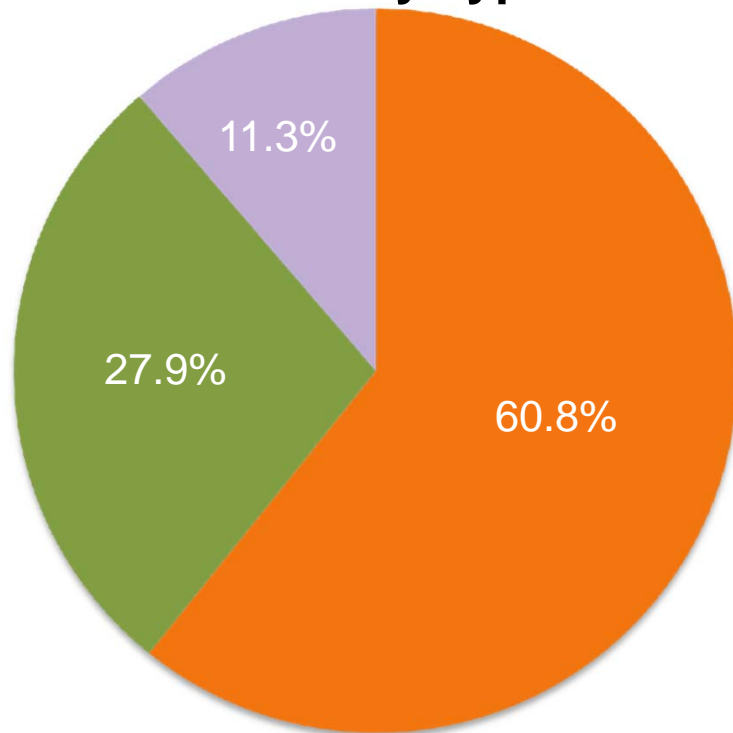
■ Welfare Lotto ■ Welfare VLT ■ Welfare Scratch Cards

■ Welfare Lotto ■ Welfare VLT ■ Welfare Scratch Cards

# Sports Lottery Sales Performance

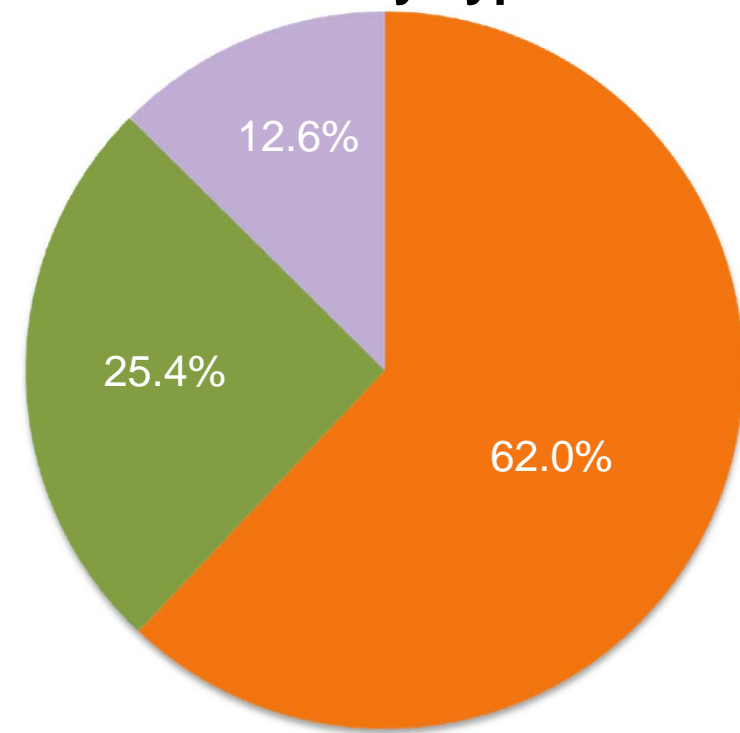
- ✓ Sports Lottery sales increased by 11.4% YoY to RMB 12.074 billion in November 2013, accounted for 44.04% of total lottery sales. Lotto games, Single Match Game and Instant Scratch Cards accounted for 60.77%, 27.90% and 11.33% of total Sports Lottery sales, respectively.
- ✓ In first eleven months of 2013, Sports Lottery sales increased by 21.7% YoY to RMB 120.158 billion, accounted for 43.06% of total lottery sales. Lotto games, Single Match Game and Instant Scratch Cards accounted for 62.03%, 25.38% and 12.59% of total Sports Lottery sales, respectively.

## November 2013 Lottery Market Share by Type



■ Sports Lotto ■ Sports SMG ■ Sports Scratch Cards

## Jan – Nov 2013 Lottery Market Share by Type



■ Sports Lotto ■ Sports SMG ■ Sports Scratch Cards

# Lottery Sales in November and First Eleven Months of 2013

	Nov 2013 (RMB/Billion)	Nov 2012 (RMB/Billion)	Change (%)	Jan – Nov 2013 (RMB/Billion)	Jan - Nov 2012 (RMB/Billion)	Change (%)
<b>Welfare Lottery</b>	<b>15.342</b>	<b>12.868</b>	<b>+19.2</b>	<b>158.894</b>	<b>135.968</b>	<b>+16.9</b>
- Lotto	11.186	9.175	+21.9	116.226	98.065	+18.5
- Video Lottery Terminal	2.587	2.100	+23.2	26.155	20.166	+29.7
- Instant Scratch Card	1.569	1.593	-1.5	16.514	17.736	-6.9
<b>Sport Lottery</b>	<b>12.074</b>	<b>10.838</b>	<b>+11.4</b>	<b>120.158</b>	<b>98.755</b>	<b>+21.7</b>
- Lotto	7.337	6.555	+11.9	74.535	58.366	+27.7
- Single Match Game	3.369	2.966	+13.6	30.499	24.313	+25.4
- Instant Scratch Card	1.368	1.317	+3.9	15.123	16.076	-5.9
<b>Total</b>	<b>27.416</b>	<b>23.706</b>	<b>+15.6</b>	<b>279.052</b>	<b>234.723</b>	<b>+18.9</b>