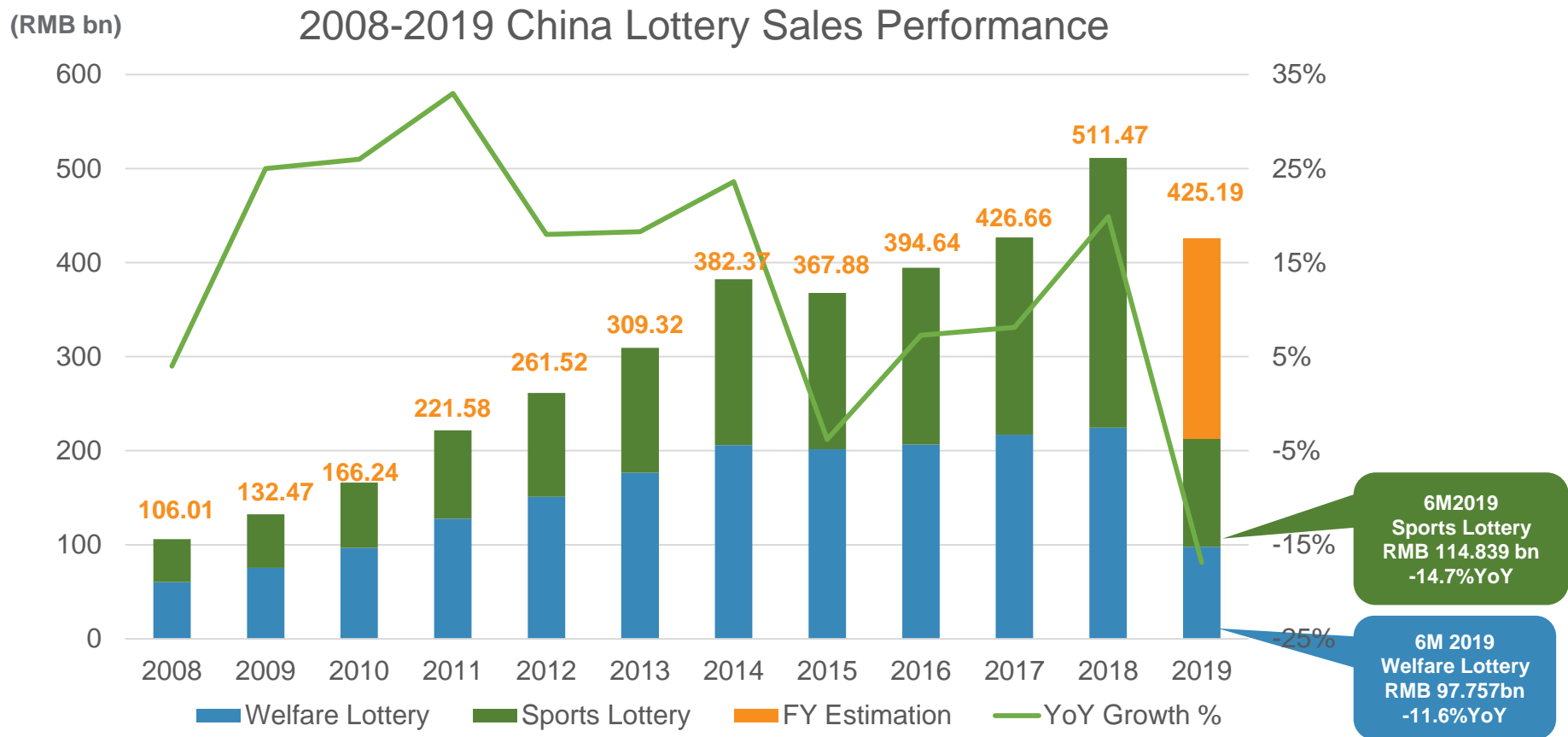


# China Lottery Sales Performance

Total sales of China lottery in Jan - Jun 2019 decreased by 13.3% YoY to RMB 212.596 billion.

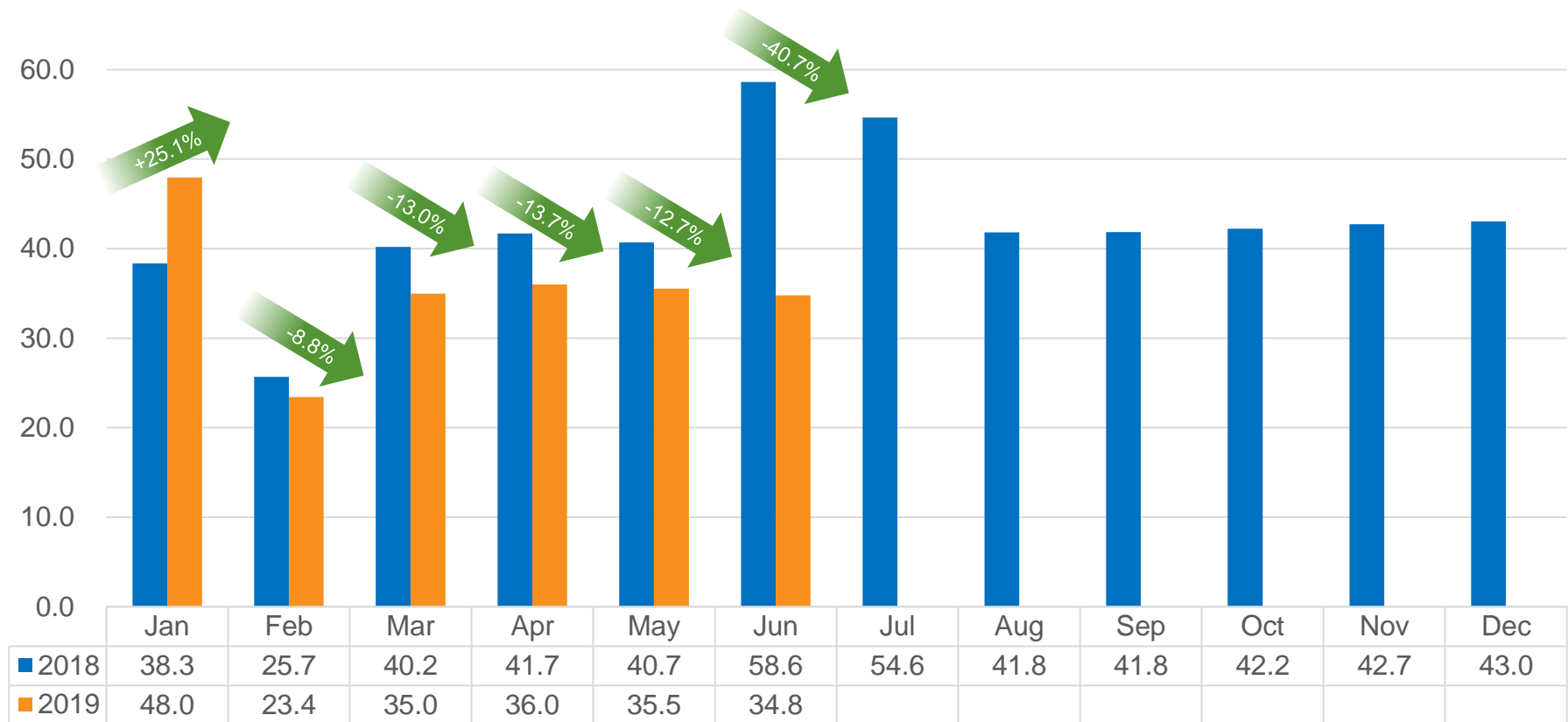


Source: Ministry of Finance (Exclude FY Estimation)

# China Lottery Sales Performance

## 2019 vs 2018 Monthly Lottery Sales

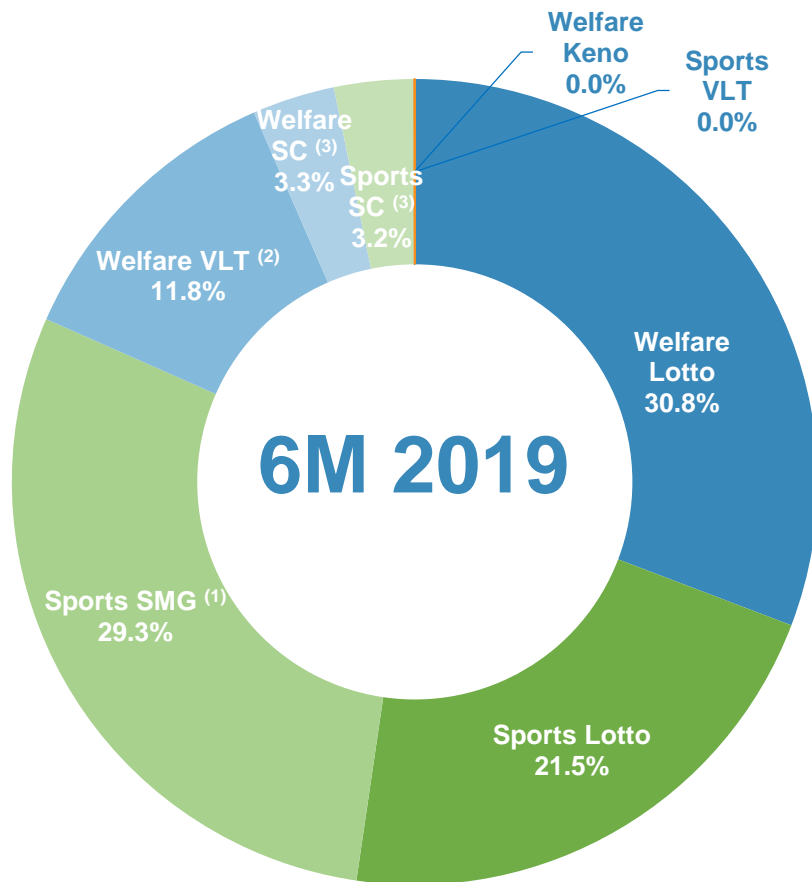
(RMB bn)



Source: Ministry of Finance

# China Lottery Sales in Jan - Jun 2019

Welfare Lottery sales decreased by 11.6% YoY to RMB 97.757 billion in Jan - Jun 2019, Sports Lottery sales decreased by 14.7% YoY to RMB 114.839 billion in Jan - Jun 2019.



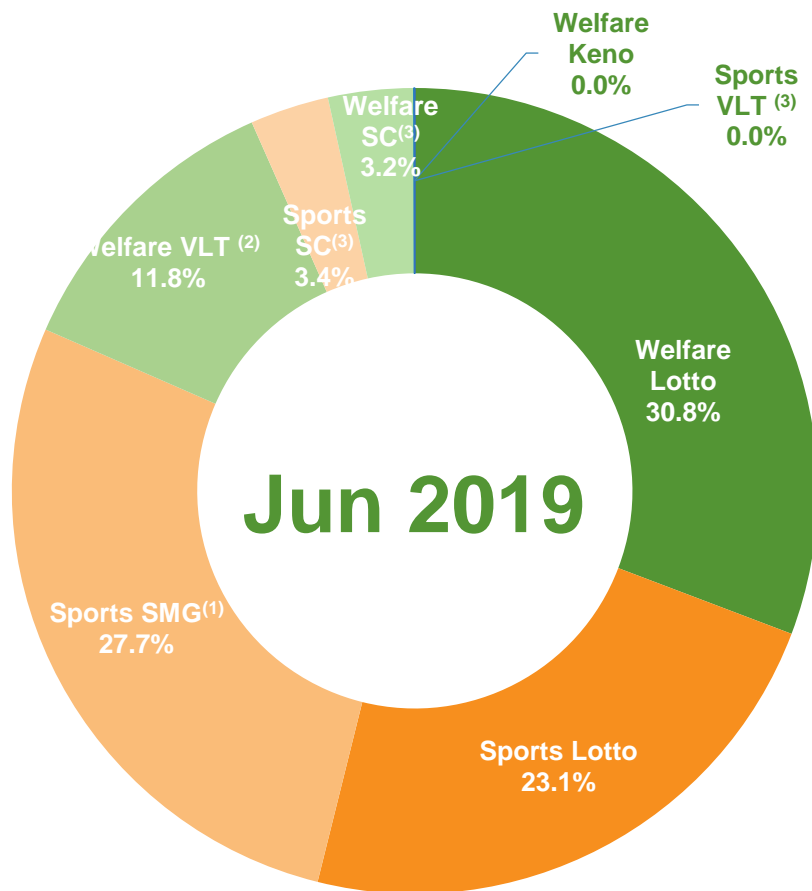
	6M 2019 Sales (RMB bn)	YoY (%)	Percentage of Total Sales (%)
<b>Welfare Lottery</b>	<b>97.757</b>	<b>-11.6%</b>	<b>46.0%</b>
▪Lotto	65.459	-19.6%	30.8%
▪Welfare VLT	25.189	7.8%	11.8%
▪Scratch cards	7.032	21.3%	3.3%
▪Keno	0.077	24.1%	0.0%
<b>Sports Lottery</b>	<b>114.839</b>	<b>-14.7%</b>	<b>54.0%</b>
▪Lotto	45.766	-17.9%	21.5%
▪SMG	62.292	-14.8%	29.3%
▪Scratch cards	6.780	18.2%	3.2%
▪Sports VLT	0.001	-78.4%	0.0%
<b>Total Lottery</b>	<b>212.596</b>	<b>-13.3%</b>	<b>100.0%</b>

Source: Ministry of Finance

Note: (1) SMG: Single Match Games; (2) VLT: Video Lottery Terminals; (3) SC: Scratch Cards.

# China Lottery Sales in Jun 2019

Welfare Lottery sales decreased by 16.6% YoY to RMB 15.918 billion in Jun 2019, Sports Lottery sales decreased by 52.3% YoY to RMB 18.849 billion in Jun 2019.



	Jun 2019 Sales (RMB bn)	YoY (%)	Percentage of Total Sales (%)
<b>Welfare Lottery</b>	<b>15.918</b>	<b>-16.6%</b>	<b>45.8%</b>
▪Lotto	10.698	-25.5%	30.8%
▪Welfare VLT	4.106	8.6%	11.8%
▪Scratch cards	1.101	11.5%	3.2%
▪Keno	0.013	-22.7%	0.0%
<b>Sports Lottery</b>	<b>18.849</b>	<b>-52.3%</b>	<b>54.2%</b>
▪Lotto	8.035	-11.9%	23.1%
▪SMG	9.623	-67.4%	27.7%
▪Scratch cards	1.192	26.1%	3.4%
▪Sports VLT	0.000	-52.5%	0.0%
<b>Total Lottery</b>	<b>34.767</b>	<b>-40.7%</b>	<b>100.0%</b>