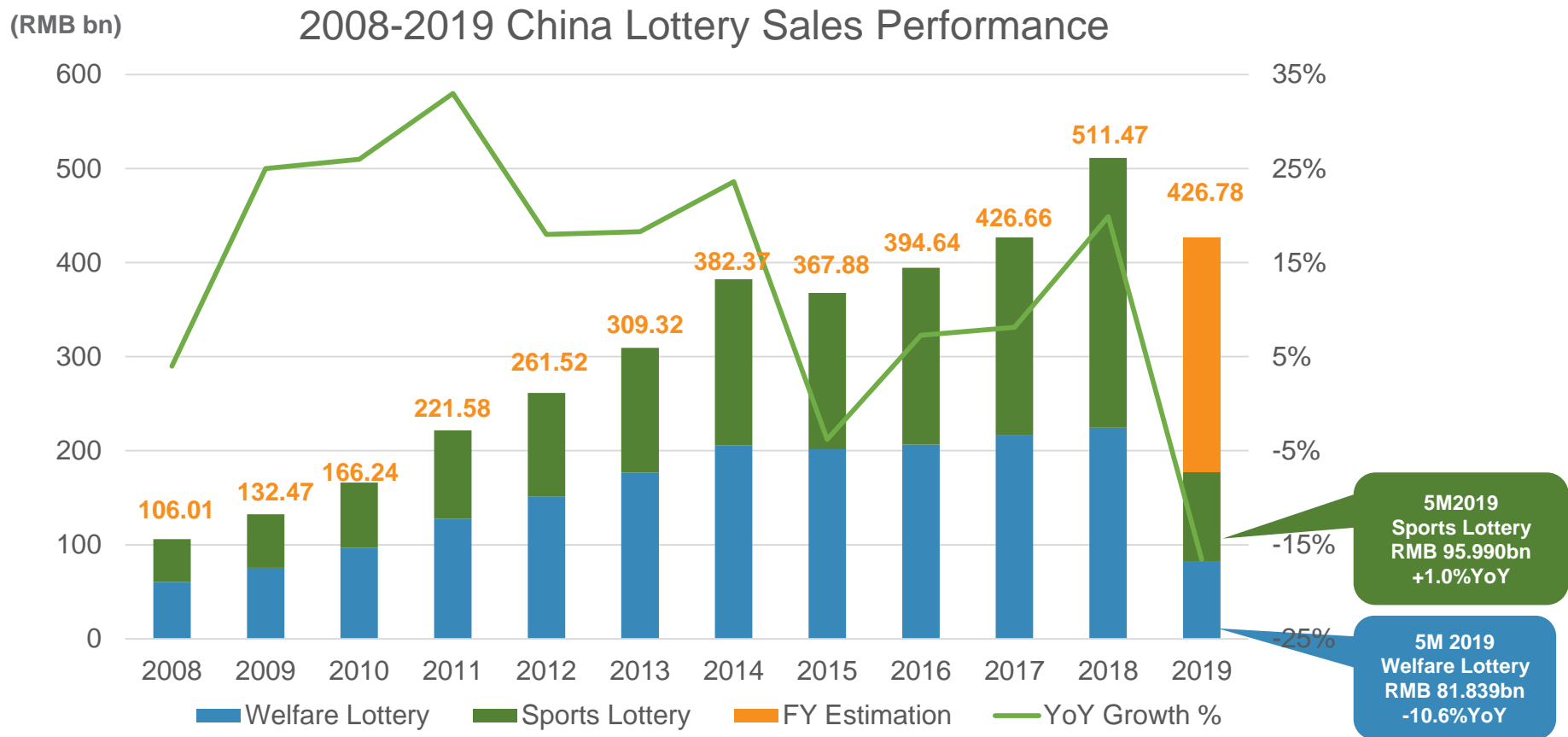


China Lottery Sales Performance

Total sales of China lottery in Jan – May 2019 decreased by 13.3% YoY to RMB 212.596 billion.

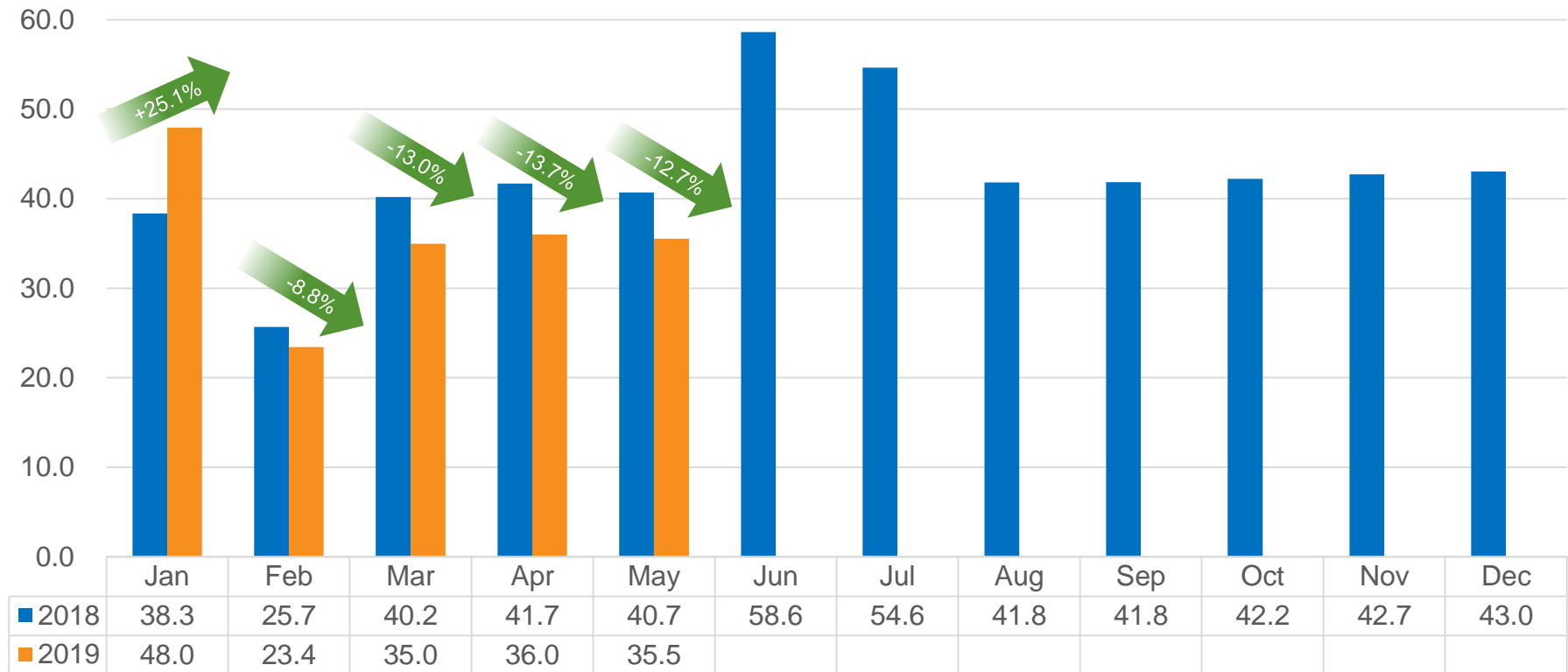


Source: Ministry of Finance (Exclude FY Estimation)

China Lottery Sales Performance

2019 vs 2018 Monthly Lottery Sales

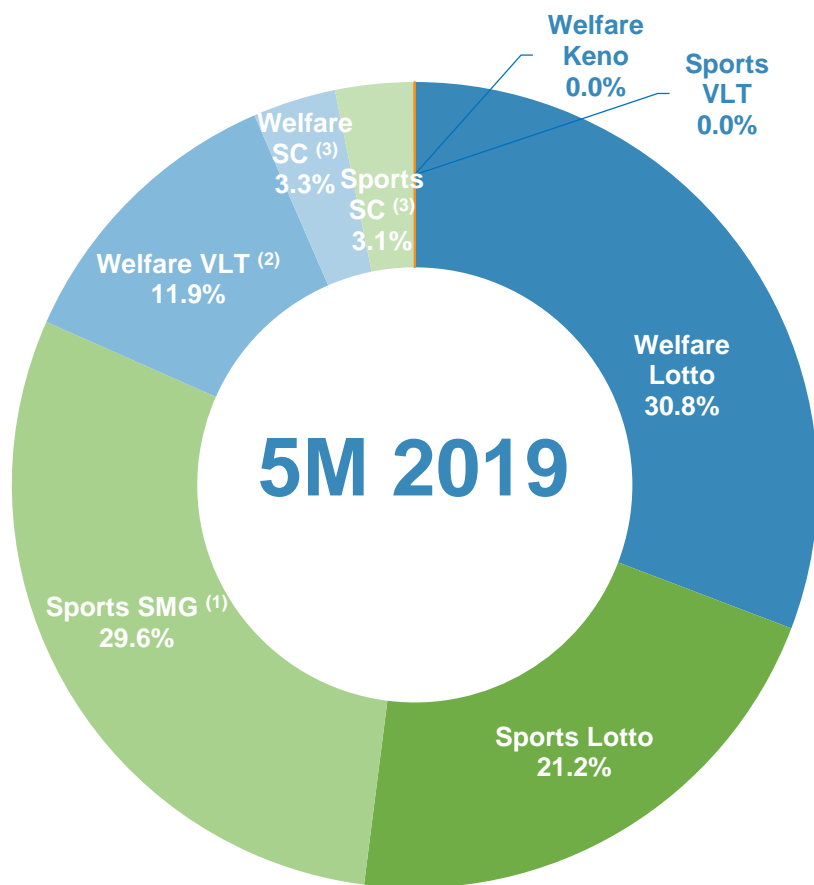
(RMB bn)



Source: Ministry of Finance

China Lottery Sales in Jan - May 2019

Welfare Lottery sales decreased by 10.6% YoY to RMB 81.839 billion in Jan - May 2019, Sports Lottery sales increased by 1.0% YoY to RMB 95.990 billion in Jan - May 2019.



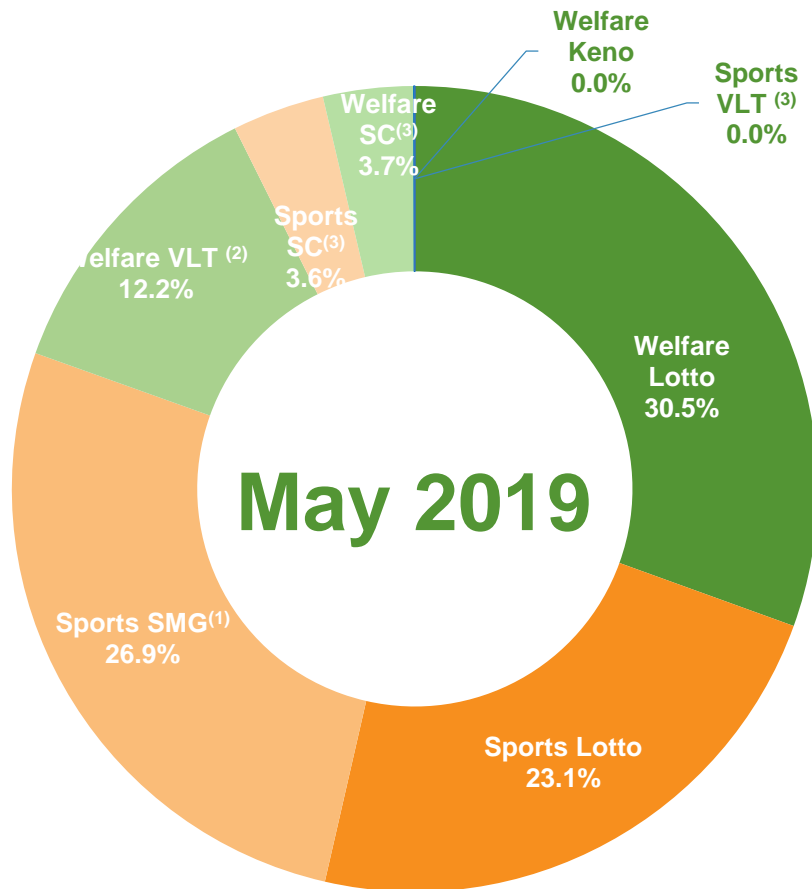
	5M 2019 Sales (RMB bn)	YoY (%)	Percentage of Total Sales (%)
Welfare Lottery	81.839	-10.6%	46.0%
▪ Lotto	54.761	-18.3%	30.8%
▪ Welfare VLT	21.083	7.7%	11.9%
▪ Scratch cards	5.931	22.1%	3.3%
▪ Keno	0.064	22.3%	0.0%
Sports Lottery	95.990	1.0%	54.0%
▪ Lotto	37.731	-19.1%	21.2%
▪ SMG	52.669	20.8%	29.6%
▪ Scratch cards	5.589	16.6%	3.1%
▪ Sports VLT	0.001	-81.0%	0.0%
Total Lottery	177.829	-4.7%	100.0%

Source: Ministry of Finance

Note: (1) SMG: Single Match Games; (2) VLT: Video Lottery Terminals; (3) SC: Scratch Cards.

China Lottery Sales in May 2019

Welfare Lottery sales decreased by 15.7% YoY to RMB 16.493billion in May 2019, Sports Lottery sales decreased by 10.0% YoY to RMB 19.030 billion in May 2019.



	May 2019 Sales (RMB bn)	YoY (%)	Percentage of Total Sales (%)
Welfare Lottery	16.493	-15.7%	46.4%
▪Lotto	10.844	-25.6%	30.5%
▪Welfare VLT	4.321	6.8%	12.2%
▪Scratch cards	1.314	40.9%	3.7%
▪Keno	0.015	47.8%	0.0%
Sports Lottery	19.030	-10.0%	53.6%
▪Lotto	8.192	-19.0%	23.1%
▪SMG	9.550	-5.7%	26.9%
▪Scratch cards	1.288	44.1%	3.6%
▪Sports VLT	0.000	-86.9%	0.0%
Total Lottery	35.523	-12.7%	100.0%

Source: Ministry of Finance

Note: ⁽¹⁾ SMG: Single Match Games; ⁽²⁾ VLT: Video Lottery Terminals; ⁽³⁾ SC: Scratch Cards.