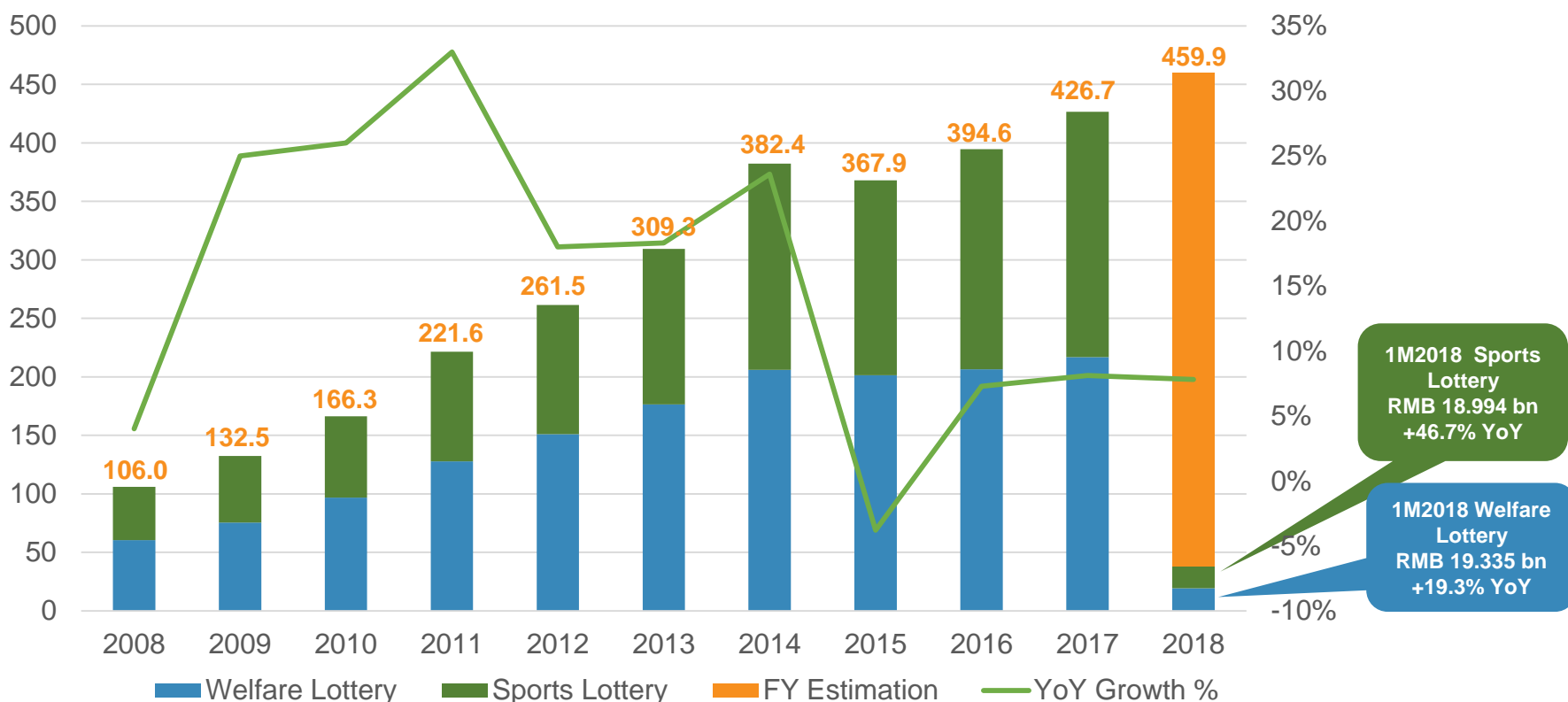


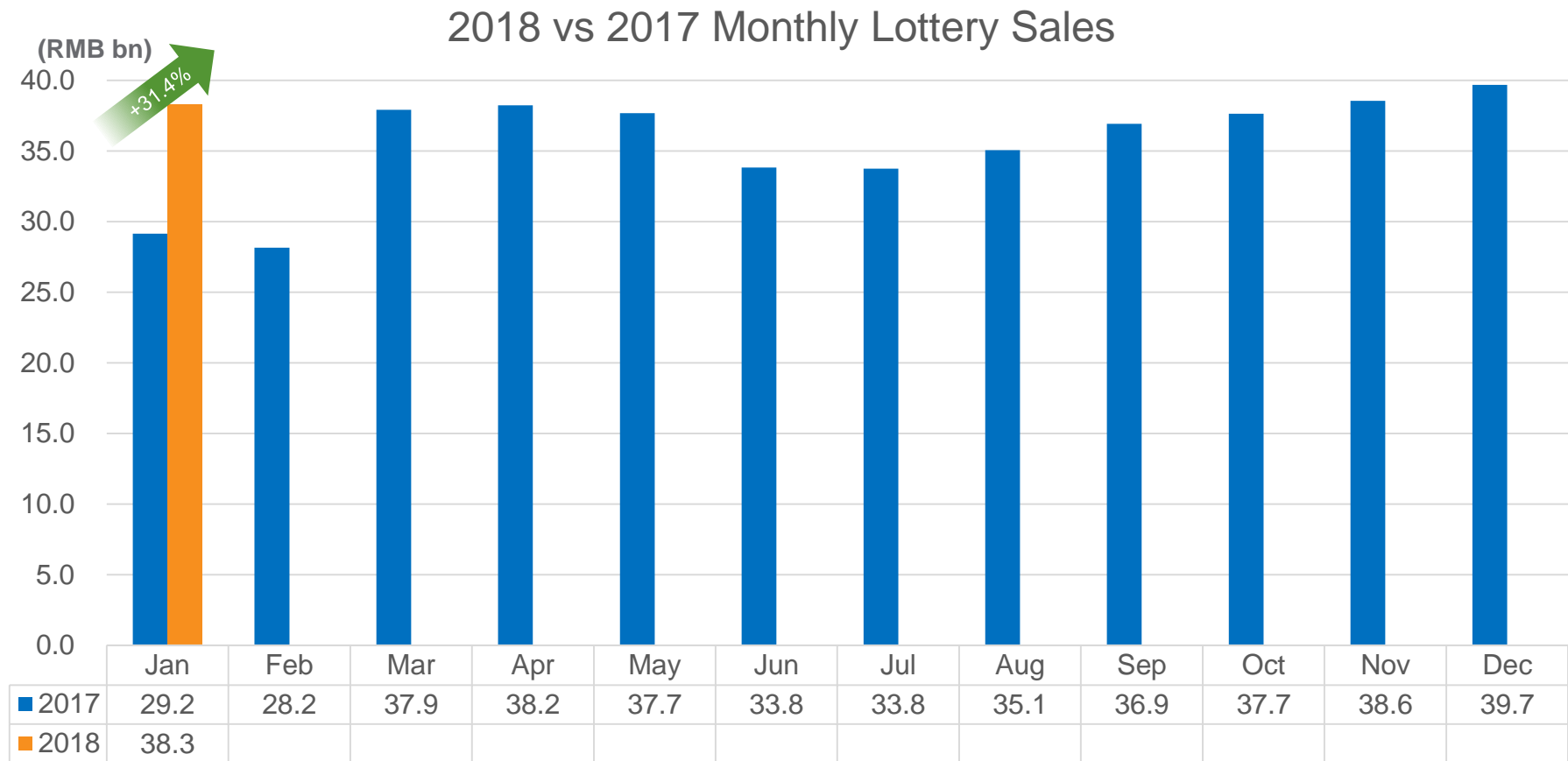
China Lottery Sales Performance

Total sales of China lottery in Jan 2018 increased by 31.4% YoY to RMB 38.329 billion.

2008-2018 China Lottery Sales Performance



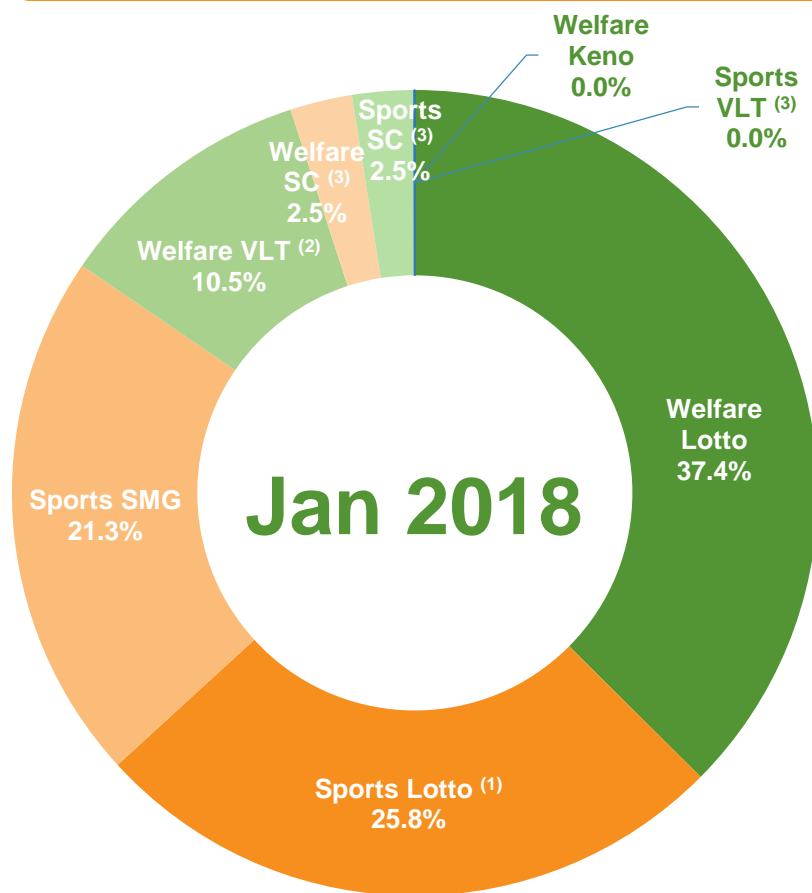
China Lottery Sales Performance



Source: Ministry of Finance

China Lottery Sales in Jan 2018

Welfare Lottery sales increased by 19.3% YoY to RMB 19.335 billion in Jan 2018, Sports Lottery sales increased by 46.7% YoY to RMB 18.994 billion in Jan 2018.



	Jan 2018 Sales (RMB bn)	YoY (%)	Percentage of Total Sales (%)
Welfare Lottery	19.335	+19.3%	50.4%
▪ Lotto	14.354	+22.1%	37.4%
▪ Welfare VLT	4.014	+15.1%	10.5%
▪ Scratch cards	0.955	-0.4%	2.5%
▪ Keno	0.012	-15.4%	0.0%
Sports Lottery	18.994	+46.7%	49.6%
▪ Lotto	9.873	+38.7%	25.8%
▪ SMG	8.175	+66.6%	21.3%
▪ Scratch cards	0.946	+2.4%	2.5%
▪ Sports VLT	0.000	-62.4%	0.0%
Total Lottery	38.329	+31.4%	100.0%

Source: Ministry of Finance

Note: (1) SMG: Single Match Games; (2) VLT: Video Lottery Terminals; (3) SC: Scratch Cards.