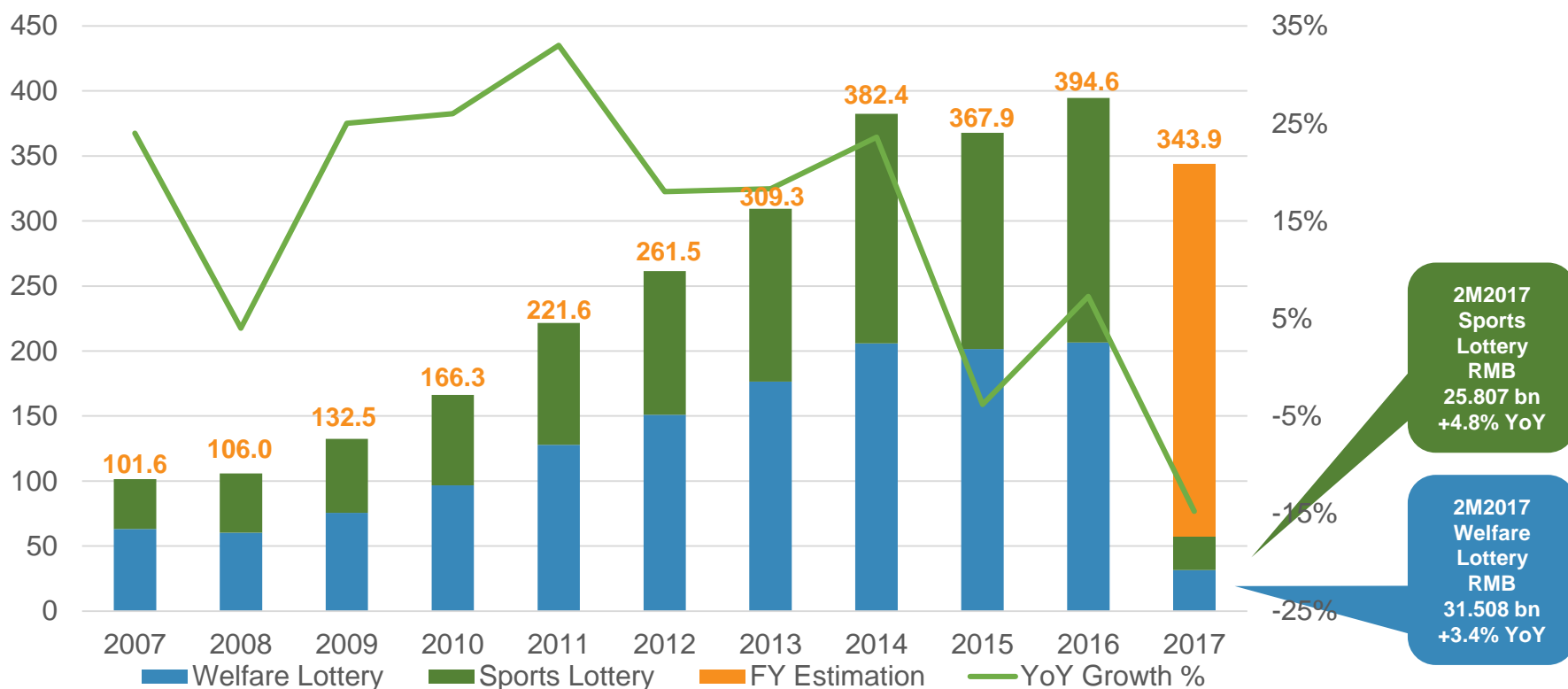


China Lottery Sales Performance

Total sales of China lottery from Jan - Feb 2017 increased by 4.0% YoY to RMB 57.315 billion.

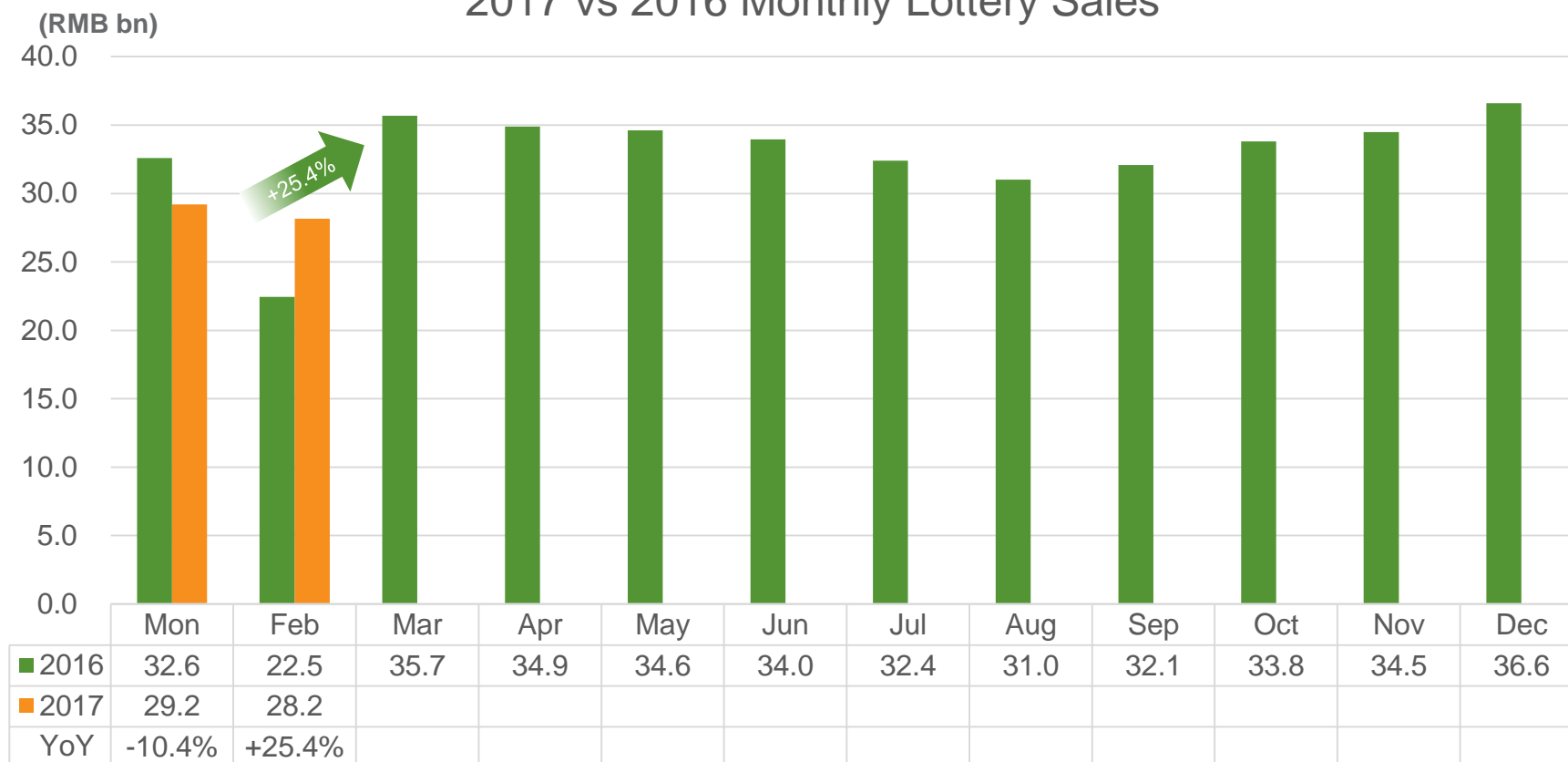
2007-2017 China Lottery Sales Performance



China Lottery Sales Performance

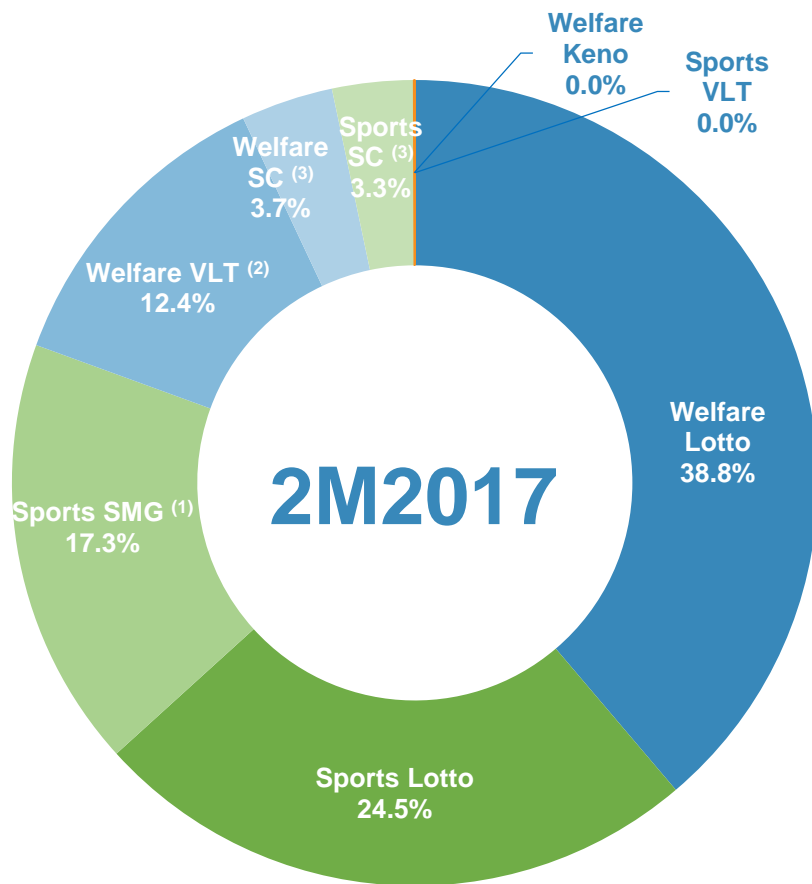
Total lottery sales in Feb 2017 increased by 25.4% YoY to RMB 28.154 billion

2017 vs 2016 Monthly Lottery Sales



China Lottery Sales in Jan - Feb 2017

Welfare Lottery sales increased by 3.4% YoY to RMB 31.508 billion in Jan - Feb 2017, Sports Lottery sales increased by 4.8% YoY to RMB 25.807 billion in Jan - Feb 2017.



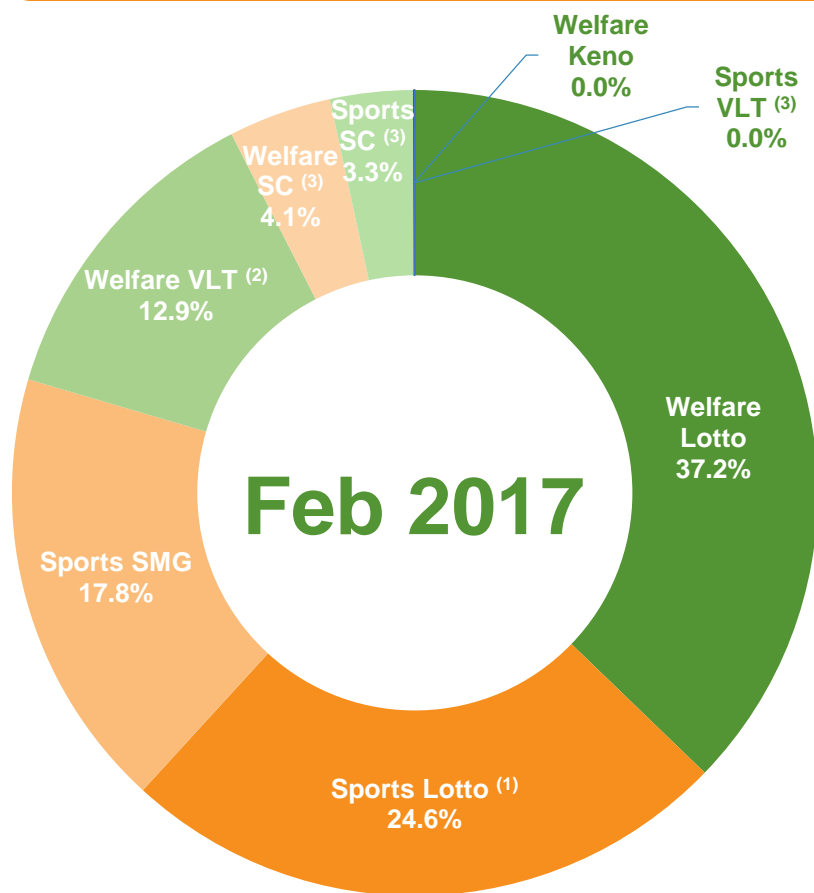
	2M2017 Sales (RMB bn)	YoY (%)	Percentage of Total Sales (%)
Welfare Lottery	31.508	+3.4%	55.0%
▪ Lotto	22.229	+5.6%	38.8%
▪ Welfare VLT	7.130	+3.6%	12.4%
▪ Scratch cards	2.121	-15.3%	3.7%
▪ Keno	0.028	-28.5%	0.0%
Sports Lottery	25.807	+4.8%	45.0%
▪ Lotto	14.034	+1.0%	24.5%
▪ SMG	9.907	+16.1%	17.3%
▪ Scratch cards	1.863	-15.3%	3.3%
▪ Sports VLT	0.0019	+99.6%	0.0%
Total Lottery	57.315	+4.0%	100.0%

Source: Ministry of Finance

Note: (1) SMG: Single Match Games; (2) VLT: Video Lottery Terminals; (3) SC: Scratch Cards.

China Lottery Sales in Feb 2017

Welfare Lottery sales increased by 23.9% YoY to RMB 15.296 billion in Feb 2017, Sports Lottery sales increased by 27.1% YoY to RMB 12.858 billion in Feb 2017.



	Feb 2017 Sales (RMB bn)	YoY (%)	Percentage of Total Sales (%)
Welfare Lottery	15.296	+23.9%	54.3%
▪ Lotto	10.478	+28.8%	37.2%
▪ Welfare VLT	3.642	+23.2%	12.9%
▪ Scratch cards	1.163	-5.7%	4.1%
▪ Keno	0.013	-13.9%	0.0%
Sports Lottery	12.858	+27.1%	45.7%
▪ Lotto	6.919	+26.0%	24.6%
▪ SMG	4.999	+39.1%	17.8%
▪ Scratch cards	0.940	-8.4%	3.3%
▪ Sports VLT	0.00071	+29.5%	0.0%
Total Lottery	28.154	+25.4%	100.0%

Source: Ministry of Finance

Note: (1) SMG: Single Match Games; (2) VLT: Video Lottery Terminals; (3) SC: Scratch Cards.