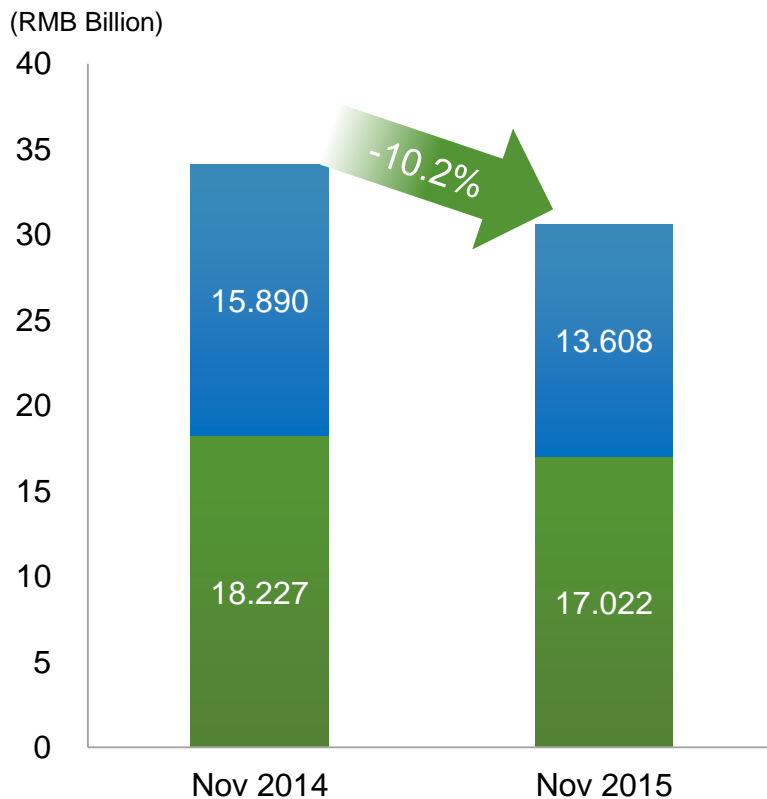


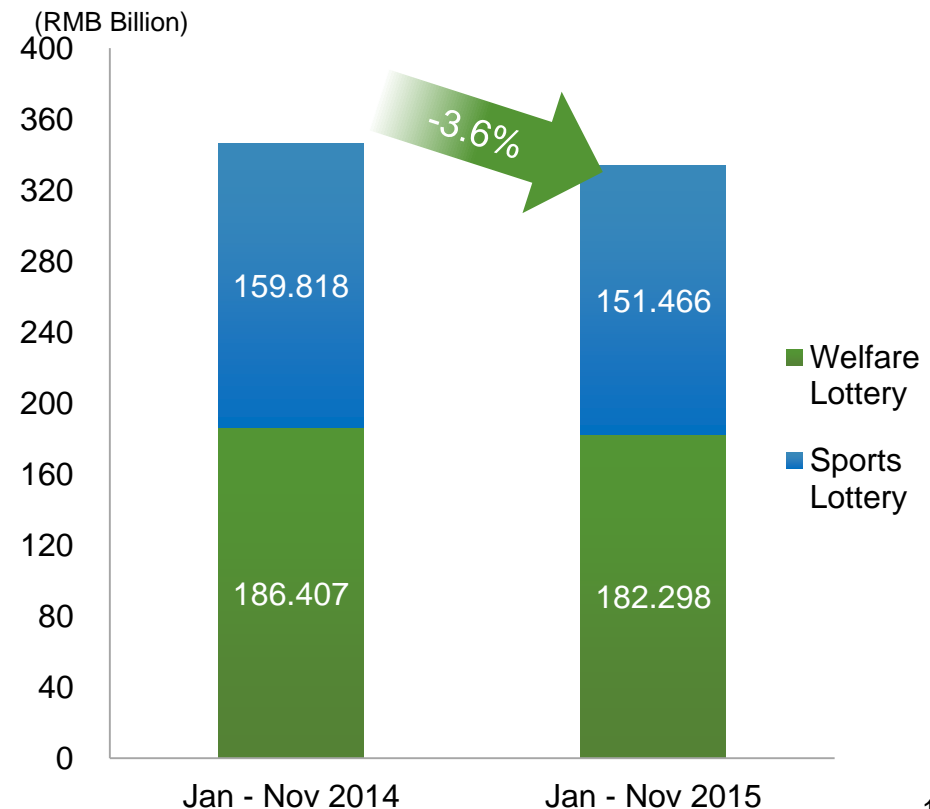
China Lottery Sales Performance

- Announced by the Ministry of Finance, total lottery sales in Nov 2015 decreased by 10.2% YoY to RMB 30.630 billion from RMB 34.118 billion for the same period last year.
- Total lottery sales from Jan - Nov 2015 decreased by 3.6% YoY to RMB 333.764 billion, compared to RMB 346.225 billion for Jan - Nov 2014.

Nov 2015 Lottery Sales



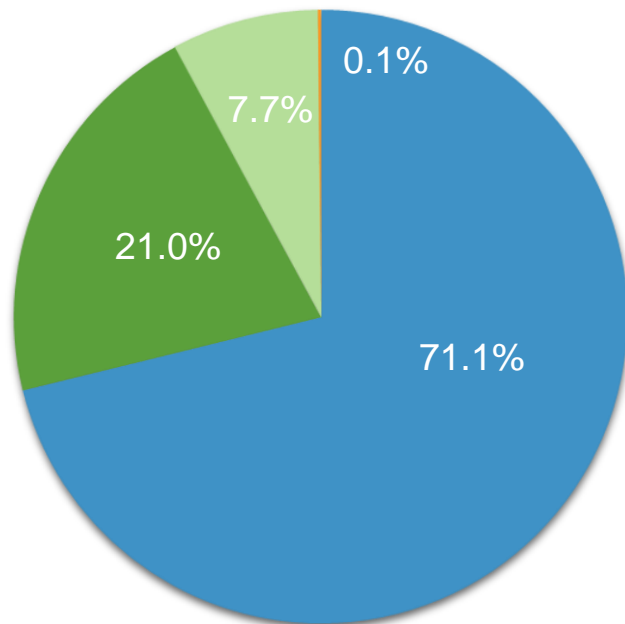
Jan - Nov 2015 Lottery Sales



Welfare Lottery Sales Performance

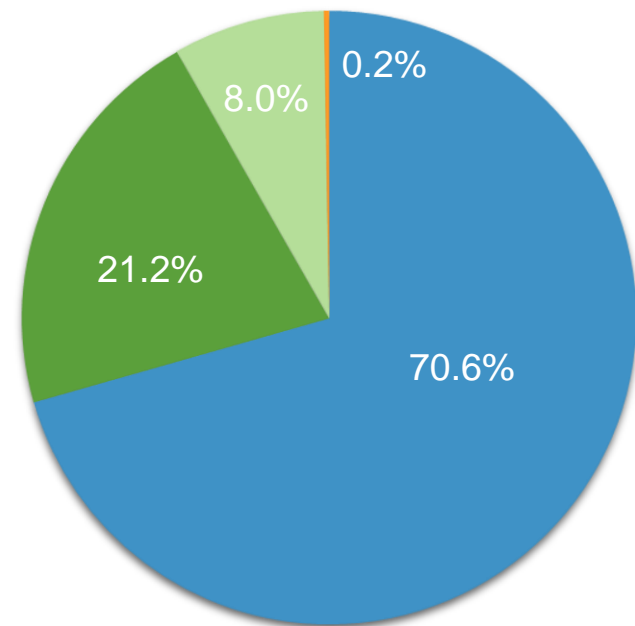
- Welfare Lottery sales decreased by 6.6% YoY to RMB 17.022 billion in Nov 2015, and accounted for 55.6% of total lottery sales. Lotto games, VLT, Instant Scratch Cards and Keno accounted for 71.1%, 21.0%, 7.7% and 0.1% of total welfare lottery sales, respectively.
- In Jan - Nov 2015, Welfare Lottery sales decreased by 2.2% YoY to RMB 182.298 billion, and accounted for 54.6% of total lottery sales. Lotto games, VLT, Instant Scratch Cards and Keno accounted for 70.6%, 21.2%, 8.0% and 0.2% of total welfare lottery sales, respectively.

Nov 2015 Welfare Lottery Market Share by Type



■ Welfare Lotto ■ Welfare VLT
■ Welfare Scratch Cards ■ Keno

Jan – Nov 2015 Welfare Lottery Market Share by Type

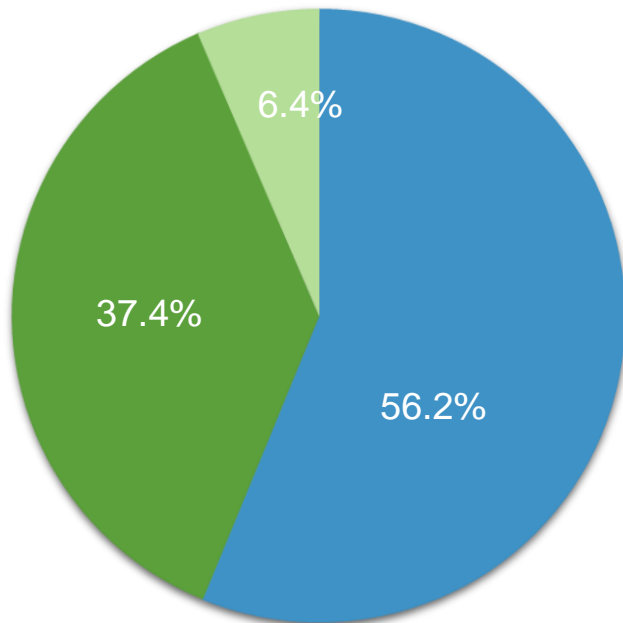


■ Welfare Lotto ■ Welfare VLT
■ Welfare Scratch Cards ■ Keno

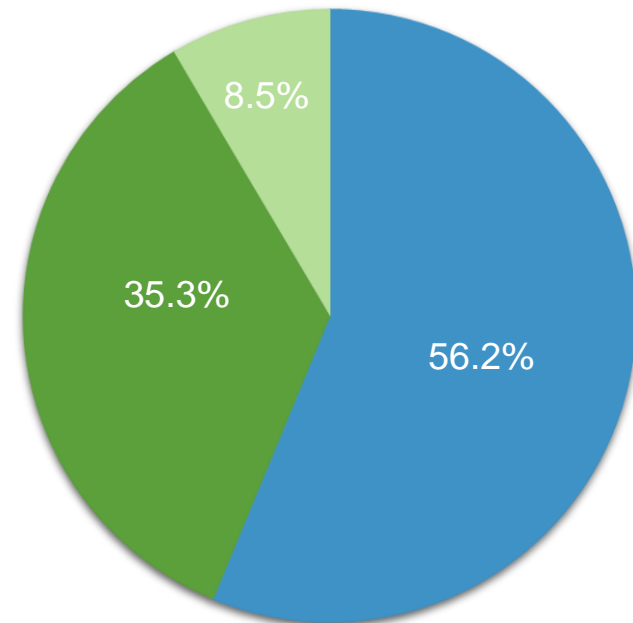
Sports Lottery Sales Performance

- Sports Lottery sales decreased by 14.4% YoY to RMB 13.608 billion in Nov 2015, and accounted for 44.4% of total lottery sales. Lotto games, Single Match Games, Instant Scratch Cards and Sports VLT accounted for 56.2%, 37.4%, 6.4% and 0.0% of total Sports Lottery sales, respectively.
- In Jan - Nov 2015, Sports Lottery sales decreased by 5.2% YoY to RMB 151.466 billion, and accounted for 45.4% of total lottery sales. Lotto games, Single Match Games, Instant Scratch Cards and Sports VLT accounted for 56.2%, 35.3%, 8.5% and 0.0% of total Sports Lottery sales, respectively.

Nov 2015 Sports Lottery Market Share by Type*



Jan – Nov 2015 Sports Lottery Market Share by Type*



■ Sports Lotto ■ Sports SMG ■ Sports Scratch Cards

■ Sports Lotto ■ Sports SMG ■ Sports Scratch Cards

*Note: Sports VLT sales accounted for 0.0% of total Sports Lottery sales in November 2015 and January – November 2015.

Lottery Sales in November 2015 and Jan – Nov 2015

	November 2015 (RMB/Billion)	November 2014 (RMB/Billion)	Change (%)	Jan – Nov 2015 (RMB/Billion)	Jan – Nov 2014 (RMB/Billion)	Change (%)
Welfare Lottery	17.022	18.227	-6.6%	182.298	186.407	-2.2%
- Lotto	12.111	13.414	-9.7%	128.644	134.704	-4.5%
- Video Lottery Terminal	3.571	3.345	+6.8%	38.615	34.205	+12.9%
- Instant Scratch Card	1.317	1.405	-6.2%	14.629	16.689	-12.3%
- Keno	0.023	0.064	-64.2%	0.410	0.809	-49.4%
Sports Lottery	13.608	15.890	-14.4%	151.466	159.818	-5.2%
- Lotto	7.648	9.364	-18.3%	85.174	89.467	-4.8%
- Single Match Game	5.087	5.257	-3.2%	53.475	55.889	-4.3%
- Instant Scratch Card	0.873	1.269	-31.2%	12.812	14.462	-11.4%
- Video Lottery Terminal	0.0004	-	-	0.005	-	-
Total	30.630	34.118	-10.2%	333.764	346.225	-3.6%