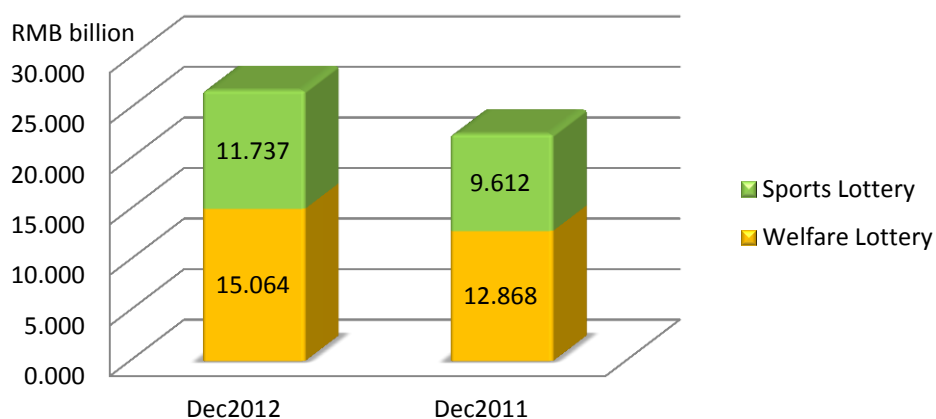
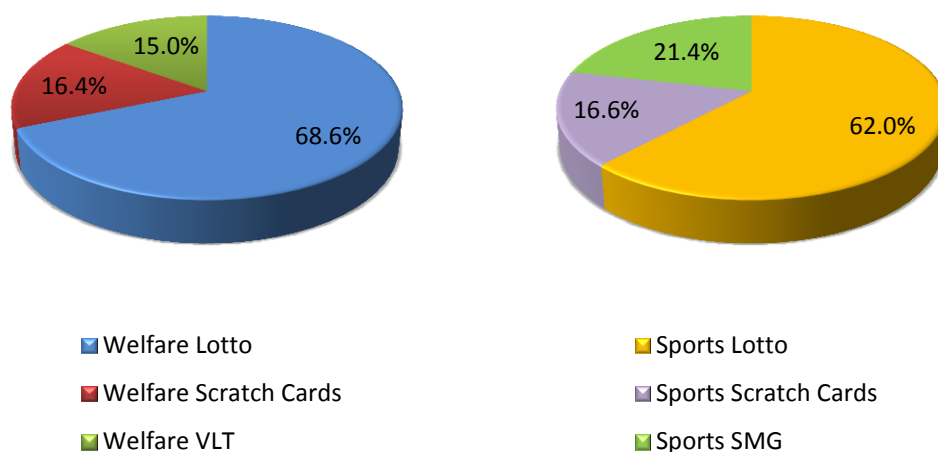


China Lottery Performance
Total Lottery Sales for Dec 2012 Up 19.2% YOY

Dec 2012 Lottery Sales



Dec 2012 Lottery Sales by Type



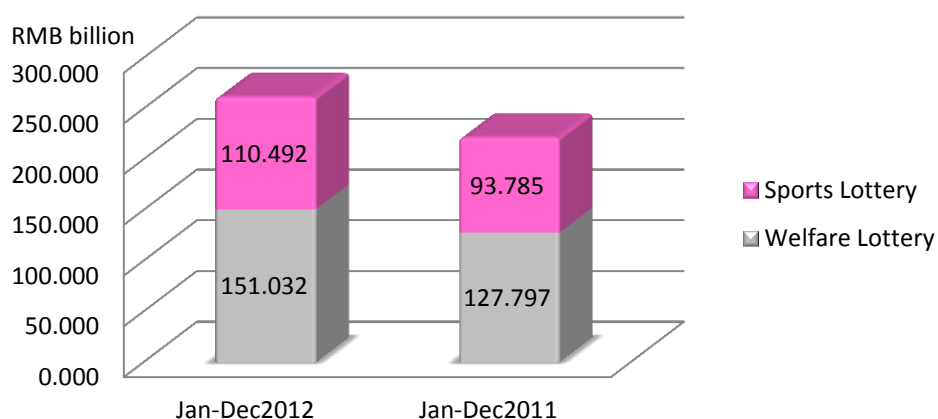
Dec 2012 Vs Dec 2011 Lottery Sales in Mainland China

	2012 RMB/Billion	2011 RMB/Billion	Change (%)
Welfare Lottery	15.064	12.868	+17.1
- Lotto	10.341	9.295	+11.3
- Instant Scratch Card	2.467	1.890	+30.5
- Video Lottery Terminal	2.257	1.683	+34.1
Sport Lottery	11.737	9.612	+22.1
- Lotto	7.279	5.725	+27.1
- Instant Scratch Card	1.944	1.853	+5.0
- Single Match Game	2.514	2.035	+23.5
Total	26.801	22.480	+19.2

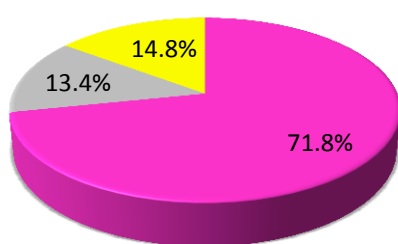
*Source: Ministry of Finance

China Lottery Performance
Total Lottery Sales for Jan to Dec 2012 Up 18.0% YOY

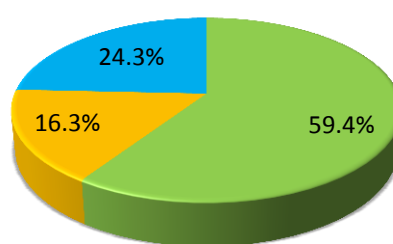
Jan-Dec 2012 Lottery Sales



Jan-Dec 2012 Lottery Sales by Type



■ Welfare Lotto
■ Welfare Scratch Cards
■ Welfare VLT



■ Sports Lotto
■ Sports Scratch Cards
■ Sports SMG

Jan-Dec 2012 Vs Jan-Dec 2011 Lottery Sales in Mainland China

	2012 RMB/Billion	2011 RMB/Billion	Change (%)
Welfare Lottery	151.032	127.797	+18.2
- Lotto	108.406	90.739	+19.5
- Instant Scratch Card	20.203	20.044	+0.8
- Video Lottery Terminal	22.423	17.014	+31.8
Sport Lottery	110.492	93.785	+17.8
- Lotto	65.645	52.018	+26.2
- Instant Scratch Card	18.021	19.961	-9.7
- Single Match Game	26.827	21.805	+23.0
Total	261.524	221.582	+18.0

*Source: Ministry of Finance