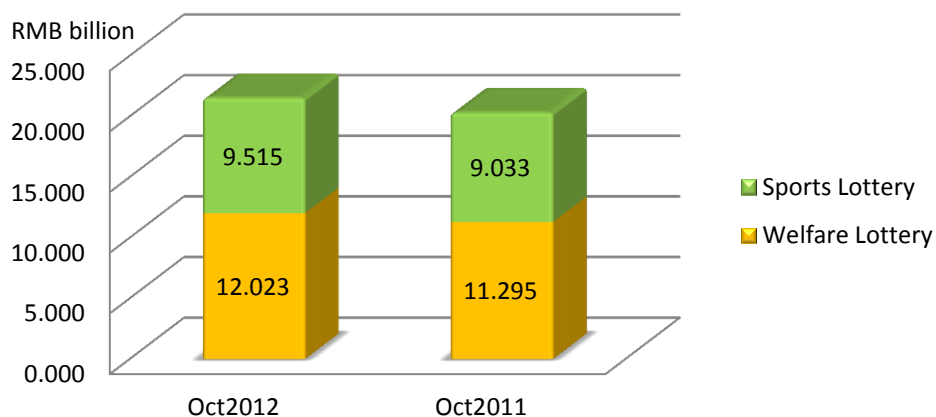
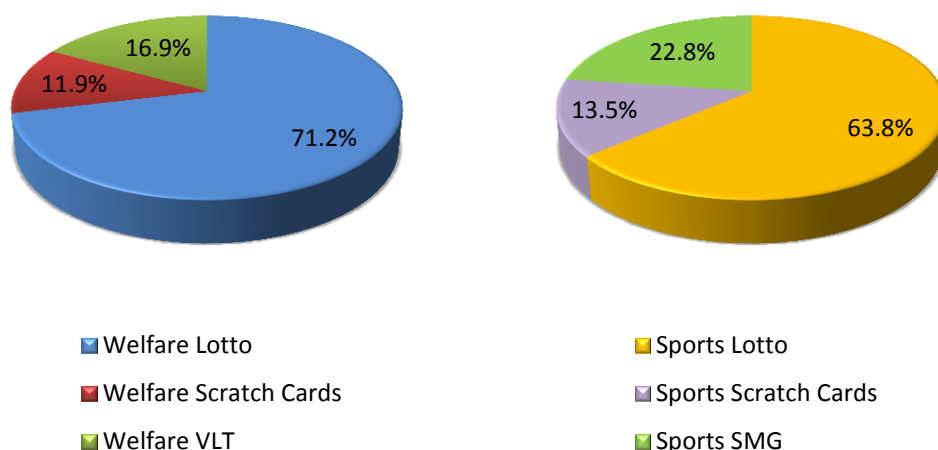


**China Lottery Performance
Total Lottery Sales for Oct 2012 Up 6.0% YOY**

Oct 2012 Lottery Sales



Oct 2012 Lottery Sales by Type



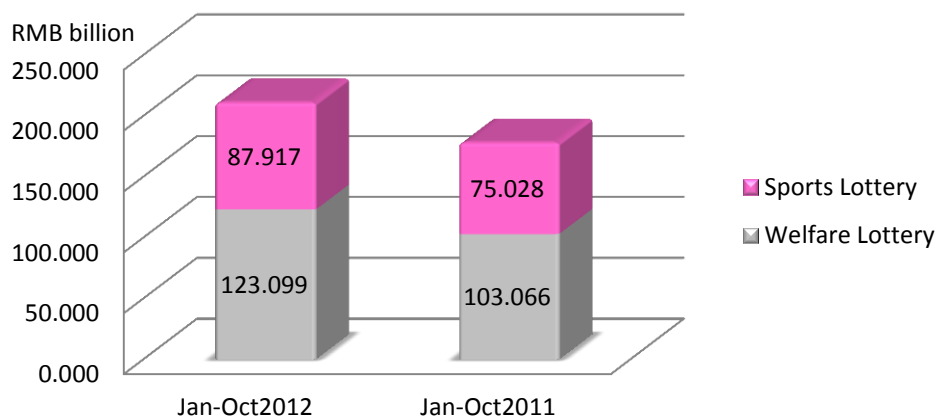
Oct 2012 Vs Oct 2011 Lottery Sales in Mainland China

	2012 RMB/Billion	2011 RMB/Billion	Change (%)
Welfare Lottery	12.023	11.295	+6.4
- Lotto	8.562	8.218	+4.2
- Instant Scratch Card	1.425	1.574	-9.5
- Video Lottery Terminal	2.037	1.503	+35.5
Sport Lottery	9.515	9.033	+5.3
- Lotto	6.066	5.228	+16.0
- Instant Scratch Card	1.280	1.695	-24.5
- Single Match Game	2.169	2.110	+2.8
Total	21.538	20.328	+6.0

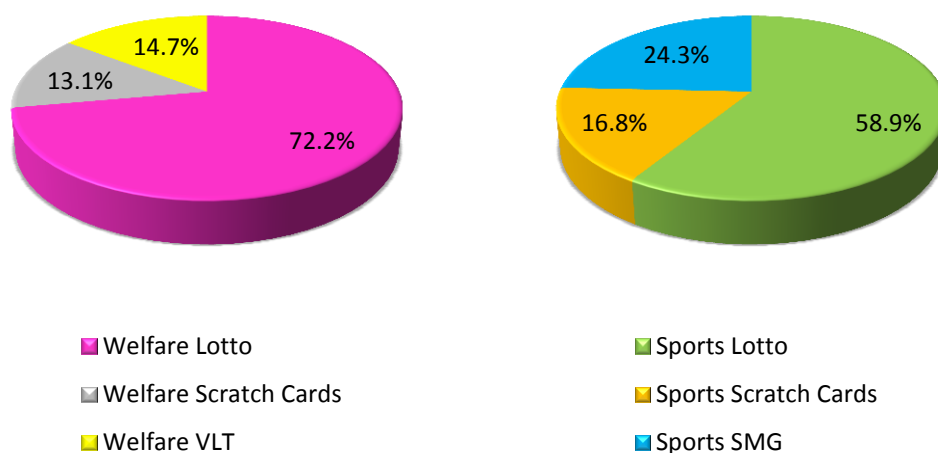
*Source: Ministry of Finance

China Lottery Performance
Total Lottery Sales for Jan to Oct 2012 Up 18.5% YOY

Jan-Oct 2012 Lottery Sales



Jan-Oct 2012 Lottery Sales by Type



Jan-Oct 2012 Vs Jan-Oct 2011 Lottery Sales in Mainland China

	2012 RMB/Billion	2011 RMB/Billion	Change (%)
Welfare Lottery	123.099	103.066	+19.4
- Lotto	88.891	72.784	+22.1
- Instant Scratch Card	16.143	16.485	-2.1
- Video Lottery Terminal	18.066	13.796	+30.9
Sport Lottery	87.917	75.028	+17.2
- Lotto	51.811	40.861	+26.8
- Instant Scratch Card	14.759	16.392	-10.0
- Single Match Game	21.347	17.775	+20.1
Total	211.016	178.093	+18.5

*Source: Ministry of Finance