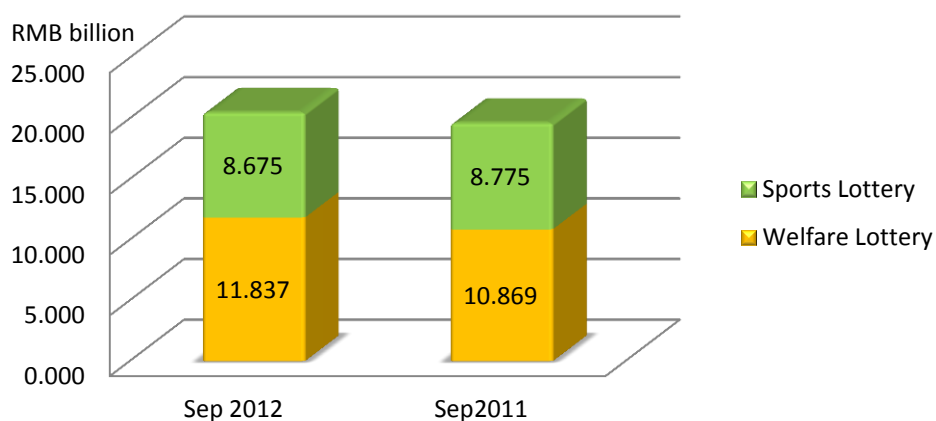
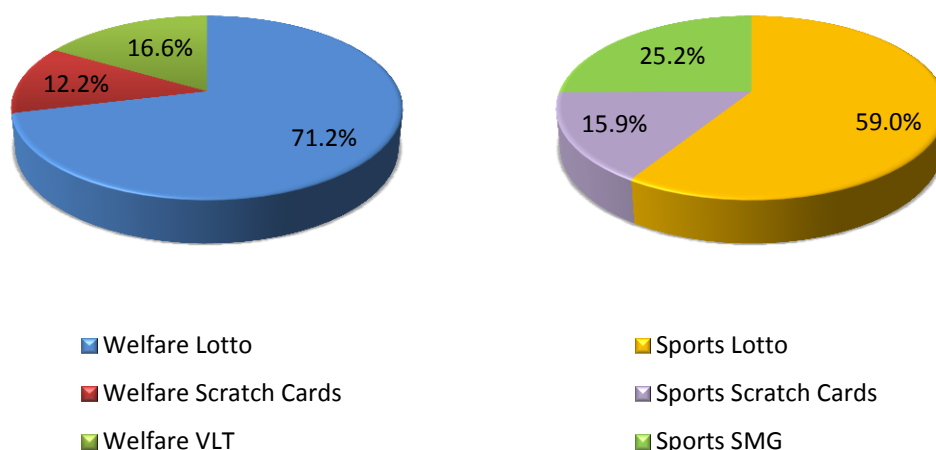


**China Lottery Performance
Total Lottery Sales for Sep 2012 Up 4.4% YOY**

Sep 2012 Lottery Sales



Sep 2012 Lottery Sales by Type



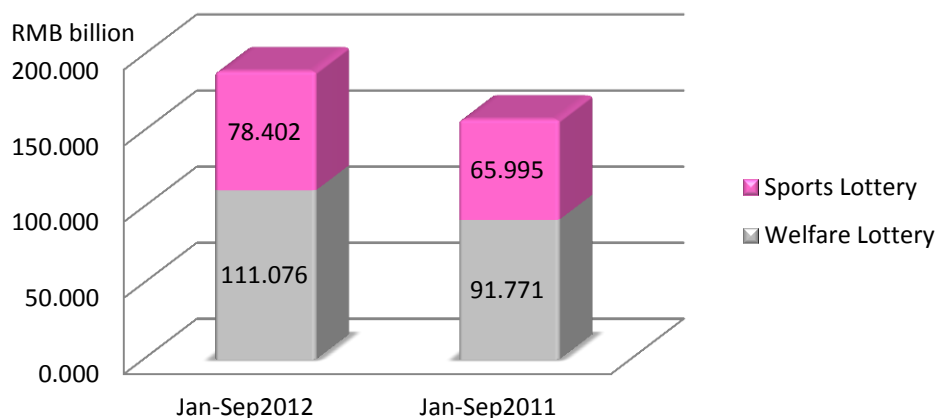
Sep 2012 Vs Sep 2011 Lottery Sales in Mainland China

	2012 RMB/Billion	2011 RMB/Billion	Change (%)
Welfare Lottery	11.837	10.869	+8.9
- Lotto	8.431	7.729	+9.1
- Instant Scratch Card	1.442	1.655	-12.9
- Video Lottery Terminal	1.964	1.486	+32.2
Sport Lottery	8.675	8.775	-1.1
- Lotto	5.118	4.759	+7.5
- Instant Scratch Card	1.375	1.793	-23.3
- Single Match Game	2.182	2.223	-1.8
Total	20.512	19.644	+4.4

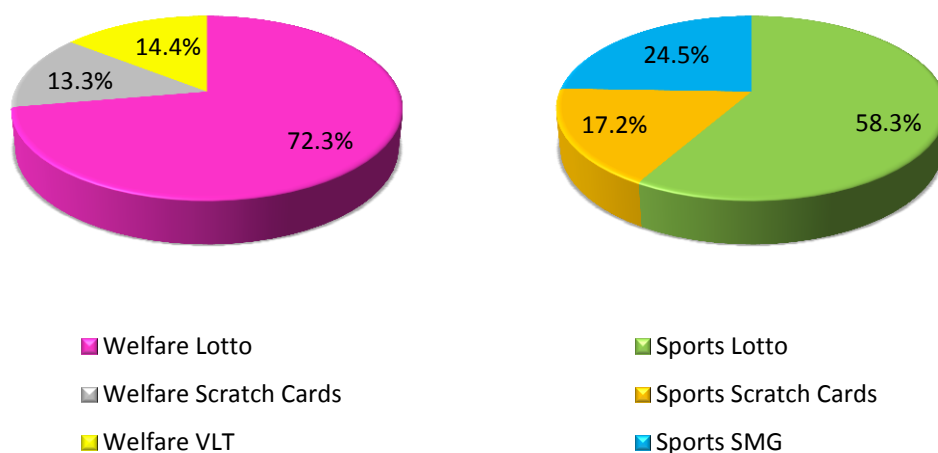
*Source: Ministry of Finance

China Lottery Performance
Total Lottery Sales for Jan to Sep 2012 Up 20.1% YOY

Jan-Sep 2012 Lottery Sales



Jan-Sep 2012 Lottery Sales by Type



Jan-Sep 2012 Vs Jan-Sep 2011 Lottery Sales in Mainland China

	2012 RMB/Billion	2011 RMB/Billion	Change (%)
Welfare Lottery	111.076	91.771	+21.0
- Lotto	80.329	64.566	+24.4
- Instant Scratch Card	14.718	14.911	-1.3
- Video Lottery Terminal	16.029	12.294	+30.4
Sport Lottery	78.402	65.995	+18.8
- Lotto	45.745	35.633	+28.4
- Instant Scratch Card	13.479	14.697	-8.3
- Single Match Game	19.178	15.665	+22.4
Total	189.478	157.766	+20.1

*Source: Ministry of Finance