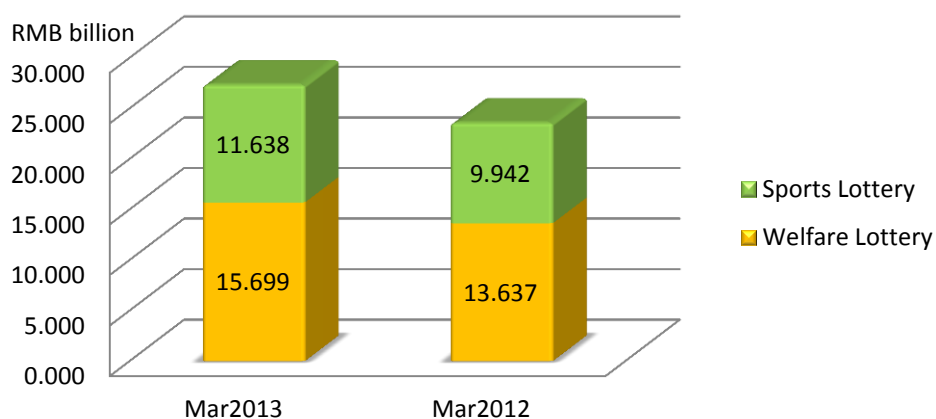
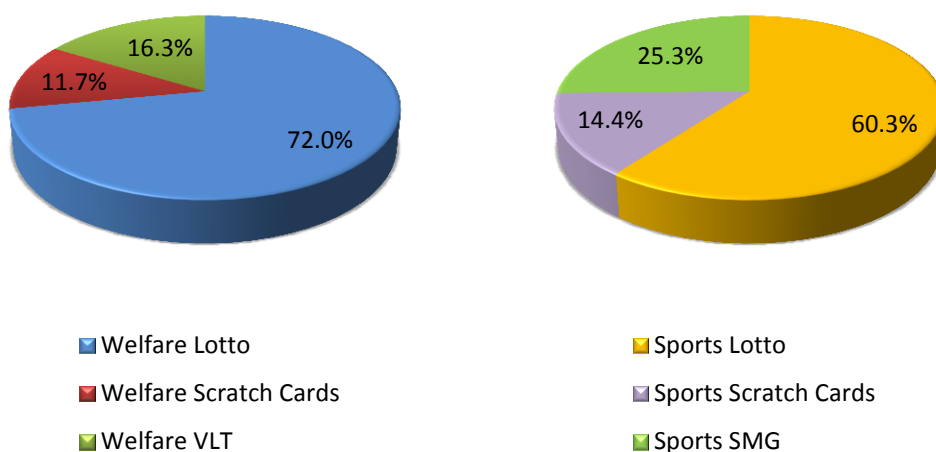


China Lottery Performance
Total Lottery Sales for Mar 2013 Up 15.9% YOY

Mar 2013 Lottery Sales



Mar 2013 Lottery Sales by Type



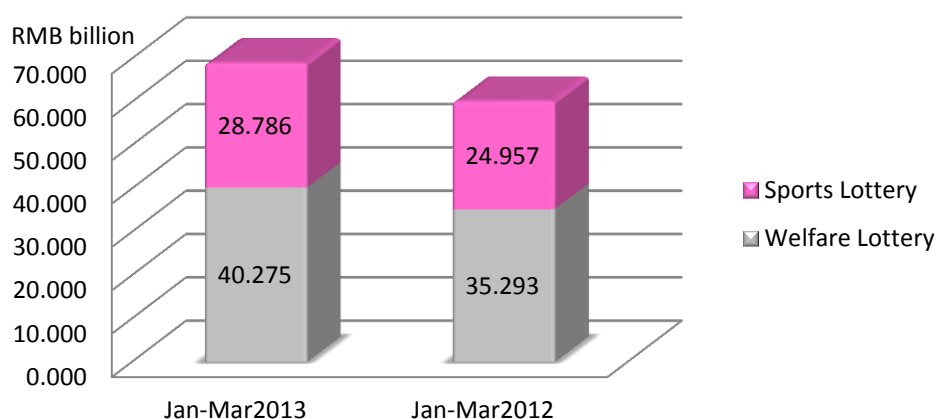
Mar 2013 Vs Mar 2012 Lottery Sales in Mainland China

	2013 RMB/Billion	2012 RMB/Billion	Change (%)
Welfare Lottery	15.699	13.637	+15.1
- Lotto	11.301	9.767	+15.7
- Instant Scratch Card	1.843	2.029	-9.2
- Video Lottery Terminal	2.555	1.841	+38.8
Sport Lottery	11.638	9.942	+17.1
- Lotto	7.012	5.731	+22.4
- Instant Scratch Card	1.681	1.849	-9.1
- Single Match Game	2.945	2.363	+24.6
Total	27.337	23.579	+15.9

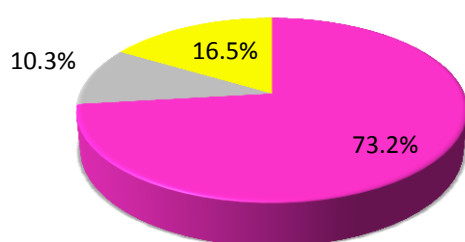
*Source: Ministry of Finance

China Lottery Performance
Total Lottery Sales for Jan to Mar 2013 Up 18.0% YOY

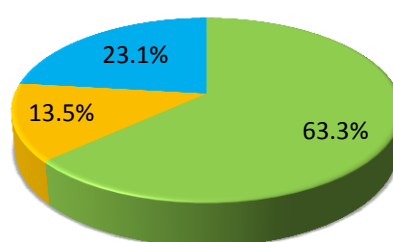
Jan-Mar 2013 Lottery Sales



Jan-Mar 2013 Lottery Sales by Type



■ Welfare Lotto
■ Welfare Scratch Cards
■ Welfare VLT



■ Sports Lotto
■ Sports Scratch Cards
■ Sports SMG

Jan-Mar 2013 Vs Jan-Mar 2012 Lottery Sales in Mainland China

	2013 RMB/Billion	2012 RMB/Billion	Change (%)
Welfare Lottery	40.275	35.293	+14.1
- Lotto	29.469	25.447	+15.8
- Instant Scratch Card	4.162	5.031	-17.3
- Video Lottery Terminal	6.644	4.815	+38.0
Sport Lottery	28.786	24.957	+15.3
- Lotto	18.226	14.765	+23.4
- Instant Scratch Card	3.900	4.459	-12.5
- Single Match Game	6.659	5.733	+16.2
Total	69.061	60.250	+14.6

*Source: Ministry of Finance