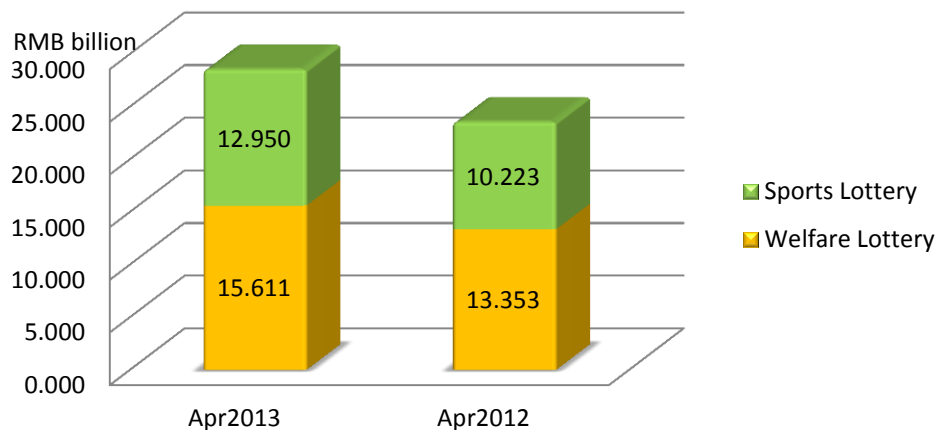
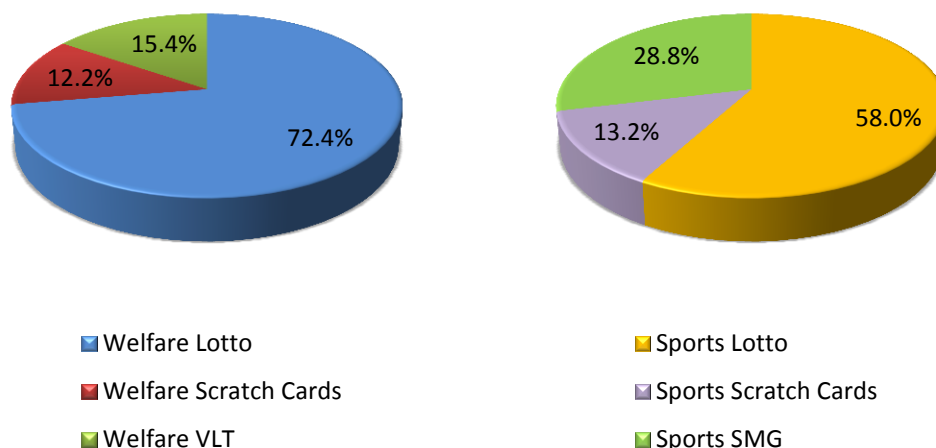


China Lottery Performance
Total Lottery Sales for Apr 2013 Up 21.1% YOY

Apr 2013 Lottery Sales



Apr 2013 Welfare & Sports Lottery Market Share by Type



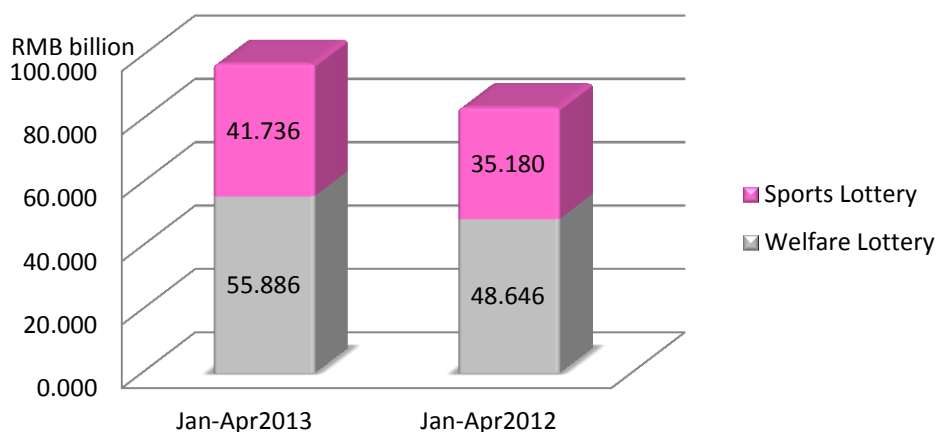
Apr 2013 vs Apr 2012 Lottery Sales in Mainland China

	Apr 2013 RMB/Billion	Apr 2012 RMB/Billion	Change (%)
Welfare Lottery	15.611	13.353	+16.9
- Lotto	11.299	9.577	+18.0
- Instant Scratch Card	1.902	2.078	-8.5
- Video Lottery Terminal	2.410	1.698	+41.9
Sport Lottery	12.950	10.223	+26.7
- Lotto	7.516	5.542	+35.6
- Instant Scratch Card	1.708	1.805	-5.4
- Single Match Game	3.726	2.876	+29.6
Total	28.561	23.576	+21.1

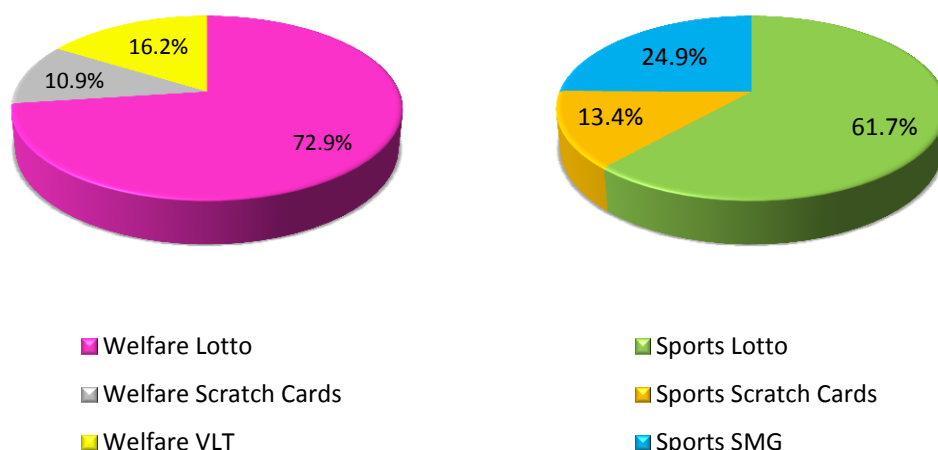
*Source: Ministry of Finance

China Lottery Performance
Total Lottery Sales for Jan to Apr 2013 Up 16.5% YOY

Jan-Apr 2013 Lottery Sales



Jan-Apr 2013 Welfare & Sports Lottery Market Share by Type



Jan-Apr 2013 vs Jan-Apr 2012 Lottery Sales in Mainland China

	Jan-Apr 2013 RMB/Billion	Jan-Apr 2012 RMB/Billion	Change (%)
Welfare Lottery	55.886	48.646	+14.9
- Lotto	40.768	35.024	+16.4
- Instant Scratch Card	6.064	7.109	-14.7
- Video Lottery Terminal	9.054	6.513	+39.0
Sport Lottery	41.736	35.180	+18.6
- Lotto	25.742	20.307	+26.8
- Instant Scratch Card	5.608	6.263	-10.5
- Single Match Game	10.385	8.609	+20.6
Total	97.622	83.826	+16.5

*Source: Ministry of Finance